

Dominator XP

4 WHEEL DRIVE

THE NEW
Green
Machine
INCLUDED

RADIO INSTALLED
& READY TO USE

BUGGY STARTER
PACK INCLUDED



GAS POWERED > 1/8 > 4WD BUGGY

SPECS

LENGTH > 479mm

HEIGHT > 160mm

WHEEL BASE > 329mm

TYRES > 116 x 42mm

FRONT TRACK > 298mm

REAR TRACK > 300mm

GROUND
CLEARANCE > 43mm

WEIGHT > 3610g

FUEL TANK > 125cc



GREAT VIGOR MODELS CO., LTD

NO.523-1, SEC.3, SONGJHU ROAD,
TAICHUNG CITY 406, TAIWAN (R.O.C.)
TEL: 886-4-22910686 FAX: 886-4-22932755
[Http://www.gv-hobby.com.tw](http://www.gv-hobby.com.tw)
e-mail: great.vigor@msa.hinet.net

INTRODUCTION

Thank you for selecting this Great Vigor Product.

Please read all instructions and familiarize yourself with the products and controls before operation. To prevent serious personal injury and/or property damage, operate all controlled models in a responsible manner as outlined herein. If you come across any problems and need some help, you can contact us on the internet at www.gv-hobby.com.tw.

We hope you to enjoy our product.

- This product is not a toy. It is a high performance model product. It is important to familiarize yourself with the model, its manual, and its construction before assembly or operation. A child operating under the supervision of the adults is necessary.
- Always keep this instruction manual ready at your hand for your assembling and operating reference, even after completing the assembly.

CAUTION

CHOOSE THE RIGHT PLACE TO OPERATE YOUR R/C MODEL.

- Do not operate model products in rain, on public roads, near crowds, near airport, or near areas with restricted radio operation. This could cause serious accidents, personal injuries, and/or property damage.
- Do not run where loud noises can disturb others, such as hospitals and residential areas.
- Never run R/C models near people or animals.
- Never run indoors. There is a high risk of fire and/or damage.
- To avoid injury, do not run in confined spaces.

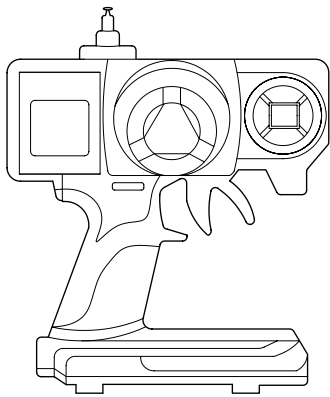
INSPECT YOUR MODEL BEFORE OPERATION.

- For the best performance, it is important to make sure all the moveable parts work free without binding.
- Always use fresh batteries for your transmitter and for your receiver to avoid losing control of the model.
- Check the radio system and range before every driving session. To properly check the range, have a friend hold the car with the engine off and walk to the farthest distance that you plan to operate your model. Operate the controls to make sure the model responds correctly. Do not operate the model if there is any problem with the radio system.
- Never share frequency with somebody else at the same time. Radio signals will be mixed and you will lose control of your model. This may lead to accidents.
- Make sure that all screws and nuts are properly tightened. It is also a good idea to use removable thread lock wherever metal screws go into metal.
- Always test the brakes and throttle before starting your engine to avoid losing control of the model.
- As the front end of the antenna may be dangerous, do not aim it toward faces.
- Never reverse connection/disassemble the battery. This may lead to damage and leakage.
- As the product includes small and sharp parts, assemble and store this product only in places out of the reach of children.

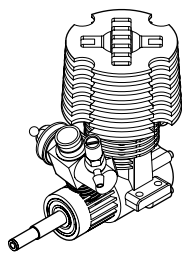
AFTER OPERATION OF YOUR R/C MODEL

- Turn off receiver first, then turn off transmitter, this will prevent runaways.
- Be sure to keep your R/C model clean and free of excess dirt and grease, this will increase the life.
- Be careful when handling batteries, they will be hot after running.
- When the model is not in use, always turn off the receiver and transmitter. Furthermore, disconnect the batteries and remove them from the model and the transmitter. This may be dangerous such as overheat and leakage.
- Replace any batteries, they have been dented or have frayed wires, short circuits can cause fire.
- Do not store this model in a high-temperature/humidity area or in direct sunlight.

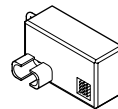
ADDITIONAL ITEMS NEEDED FOR OPERATION



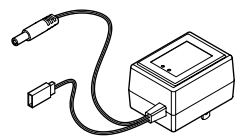
· **2 Channel Radio Set**
(Included with RTR version)



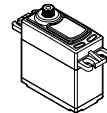
· **Engine**
(Included with RTR version)



· **Receiver**
(Included with RTR version)



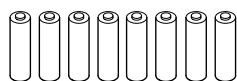
· **Tx/Rx Charger**
(Purchase separately)




· **Servo**
(Included with RTR version)



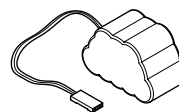
· **Plug**
(Included with RTR version)



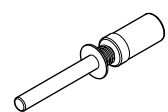
· **Um-3 Battery (8 Pcs)**
(Purchase separately)



· **Fuel&Fuel Pump**
(Purchase separately)



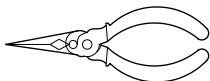
· **Battery**
(Purchase separately)



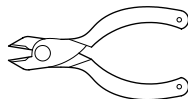
· **Glow Plug Igniter**
(Purchase separately)

EXTRA STUFF NEEDED TO MAINTAIN YOUR BUGGY

(Purchase separately)



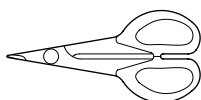
· **Needlenose Pliers**



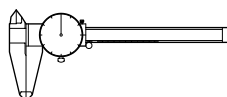
· **Cutting Pliers**




· **Tongue and Groove Pliers**



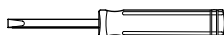
· **Body Scissors**



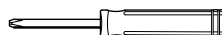
· **Caliper**



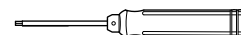
· **Knife**



· **Screwdriver (-)**




· **Screwdriver (+)**



· **Hex Wrench**
(1.5,2.0,2.5,3.0mm)



· **Body Reamer**



· **Clutch Tool**



· **Tyre Glue**



· **Shock Oil**



· **Differential Silicone oil**

Step 1

Front, Rear and Center Differentials



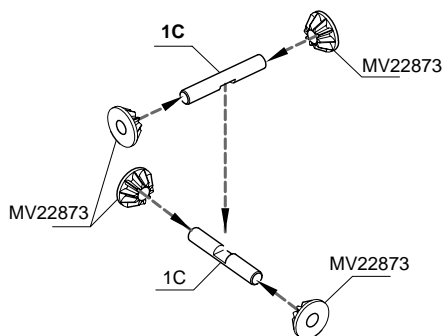
1A - O-Ring 3x1mm -- 12



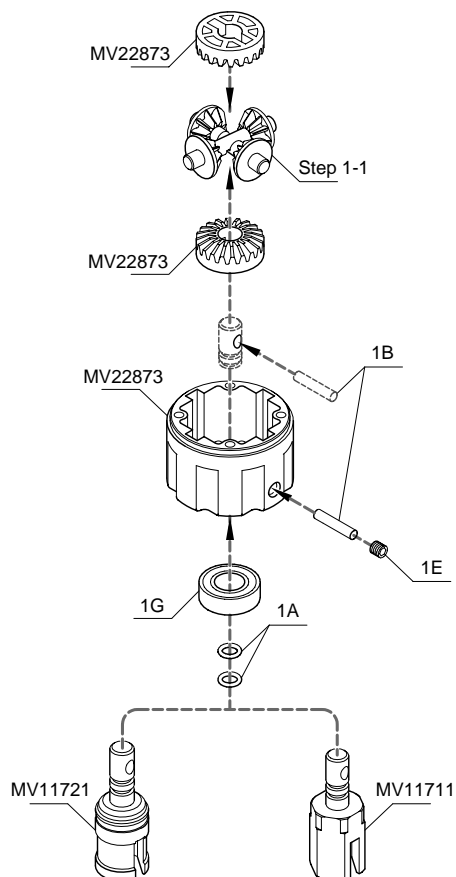
1B - Pin 2.5x12.8mm -- 6



1C - Pin 4x26.6mm -- 6

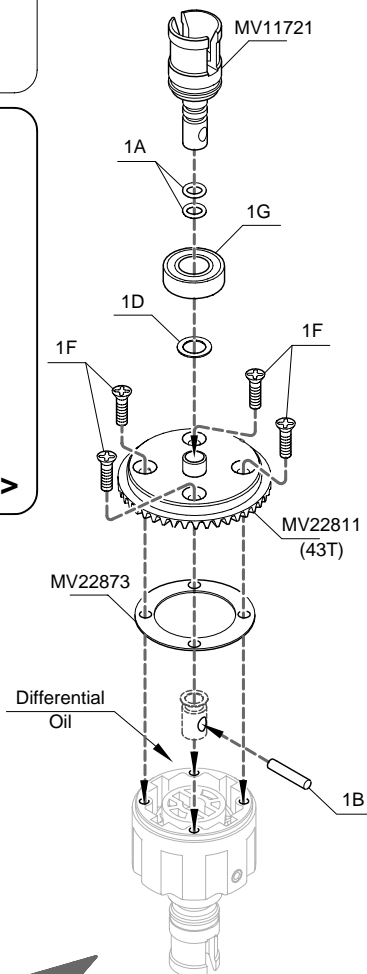


<1-1>

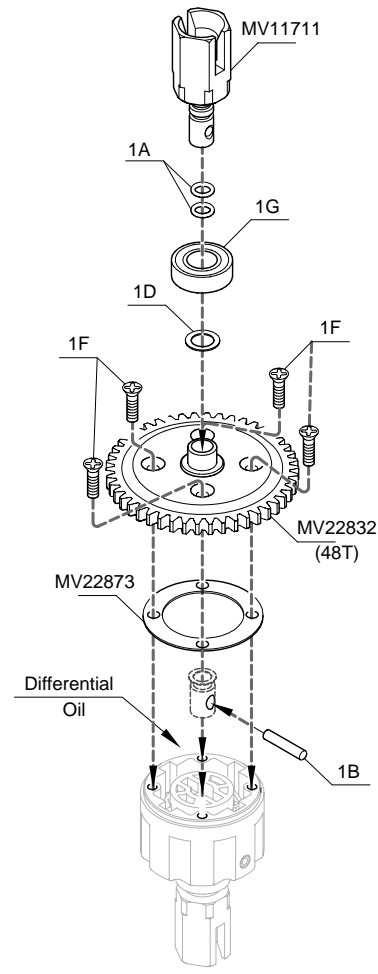


For Front and Rear (x2)


For Center (x1)



For Front and Rear (x2)



For Center (x1)



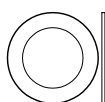
Differential Oil -- 1



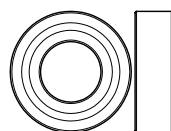
1E - Grub Screw 4x3mm -- 3



1F - F/H Tapping Screw 3x16mm -- 12



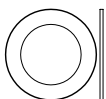
1D - Shim 8x12x0.4mm -- 3



1G - Ball Bearing 8x16x5mm -- 6

Step 2

Differential Front and Rear



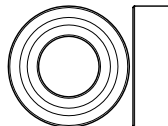
2A - Shim 8x12x0.2mm -- 2



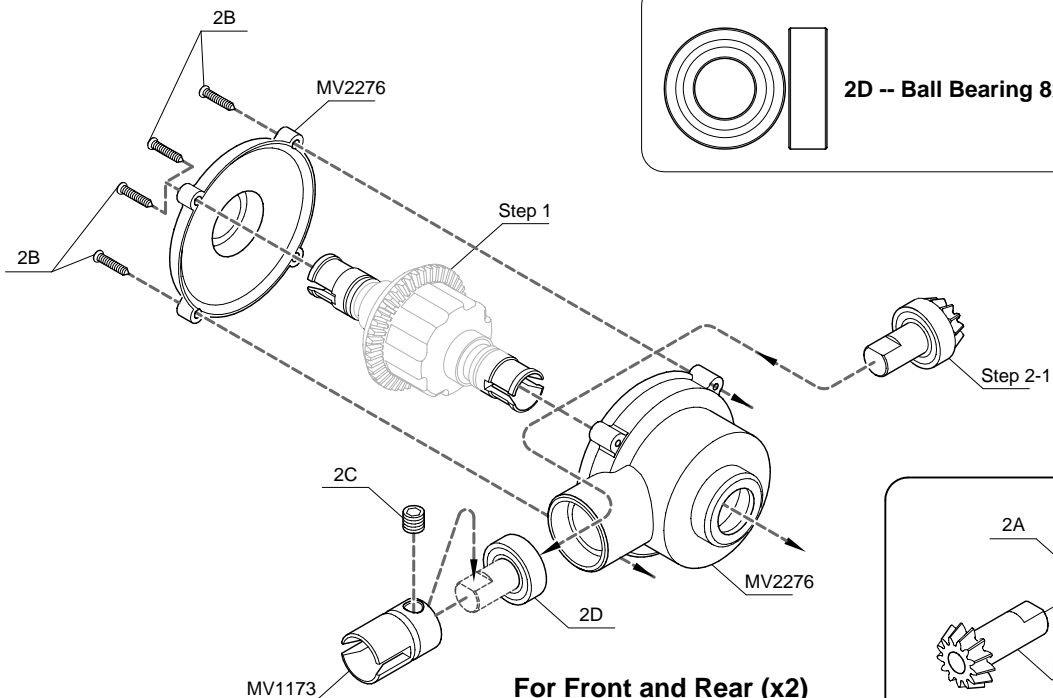
2B - Tapping Screw 2x10mm -- 8



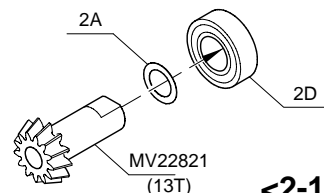
2C - Grub Screw 5x4mm -- 2



2D -- Ball Bearing 8x16x5mm -- 4



For Front and Rear (x2)



<2-1>

Step 3

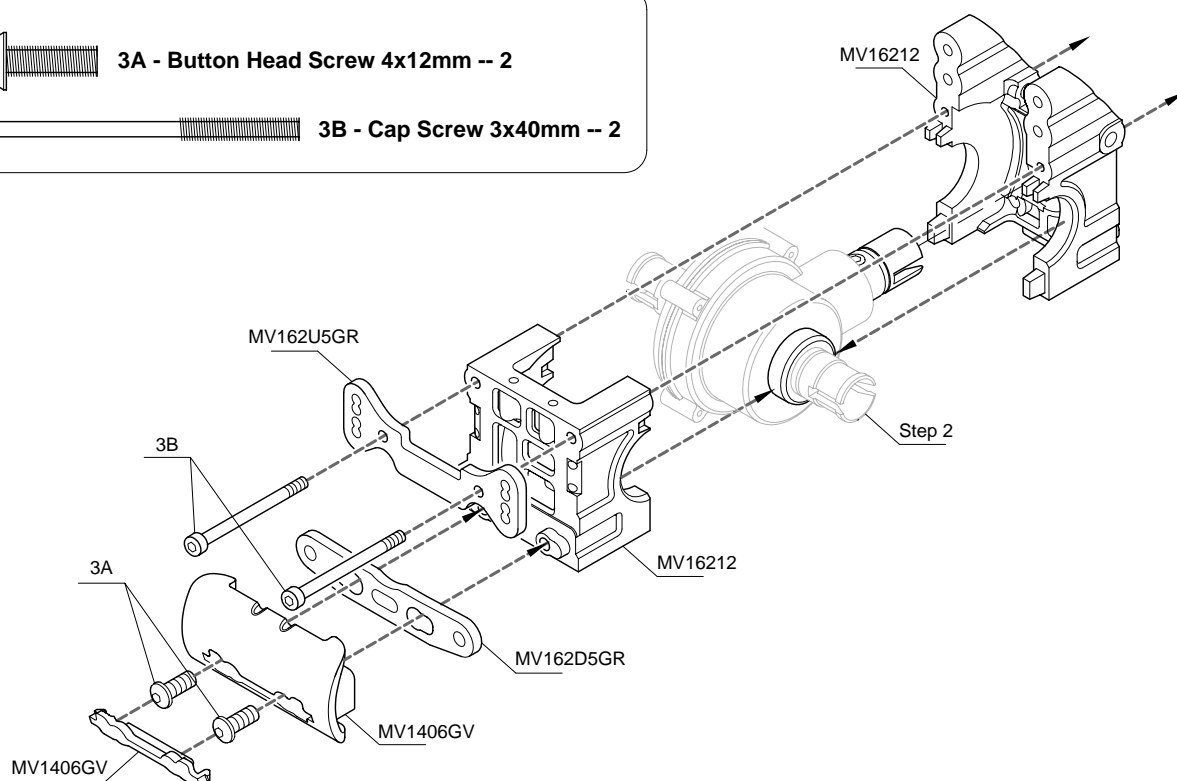
Front Gearbox



3A - Button Head Screw 4x12mm -- 2



3B - Cap Screw 3x40mm -- 2



Step 4

Front Shock Tower



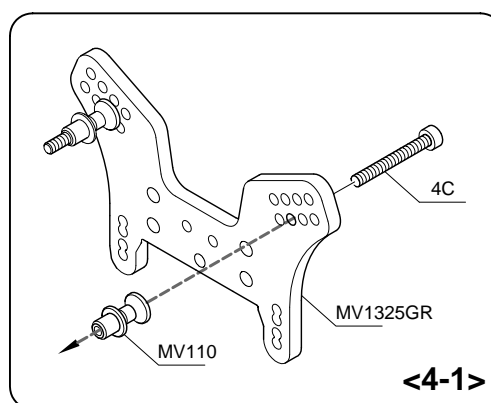
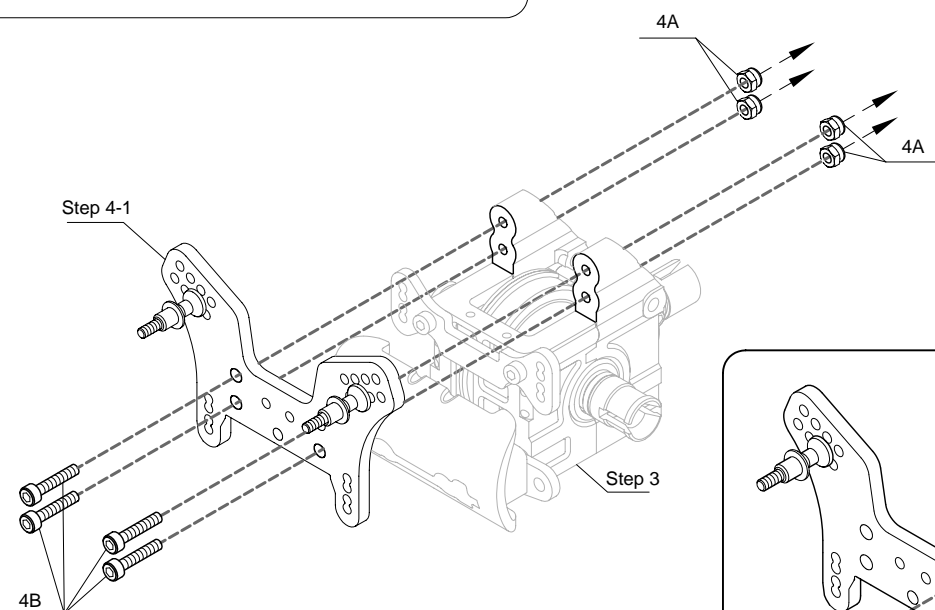
4A - Lock Nut 3mm -- 4



4B - Cap Screw 3x16mm -- 4



4C - Cap Screw 3x25mm -- 2



Step 5

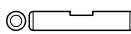
Front Suspension



5A - Grub Screw w/Threadlock 4x3mm -- 4



5B - Grub Screw w/Threadlock 5x5mm -- 2



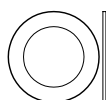
5C - Pin 2.5x13.8mm -- 2



5D - Pin 2.5x16.8mm -- 2



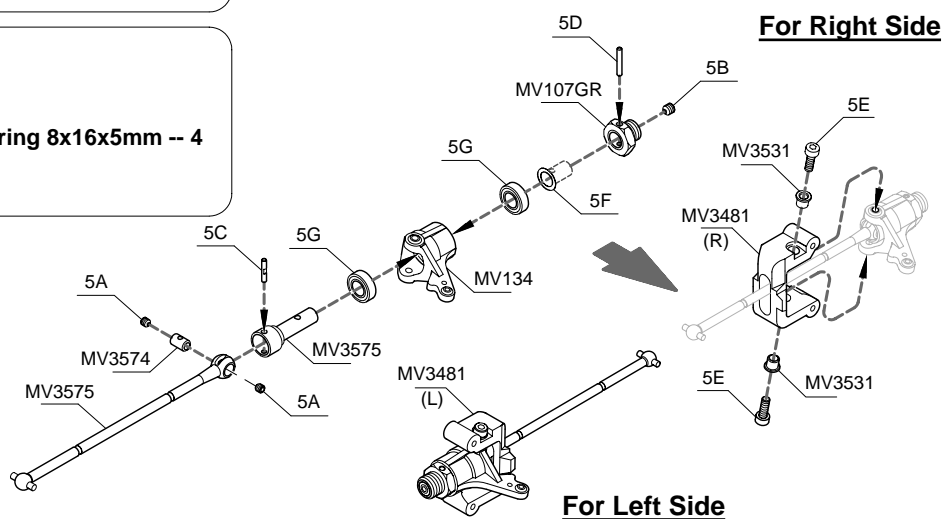
5E - Cap Screw w/Threadlock 4x12mm -- 4



5F - Shim 8x12x0.2mm -- 2



5G - Ball Bearing 8x16x5mm -- 4



Step 6

Front Upper Arm



6A - Lock Nut 3mm -- 4



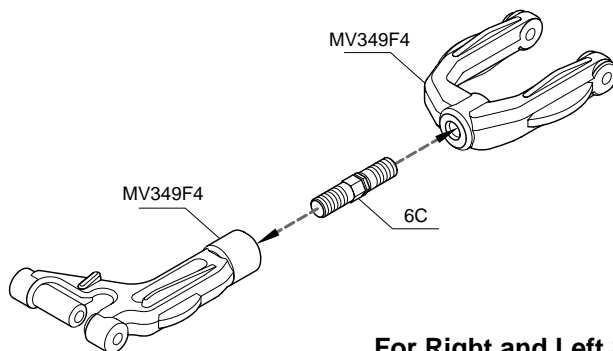
6C - Turnbuckle 5x25mm -- 2



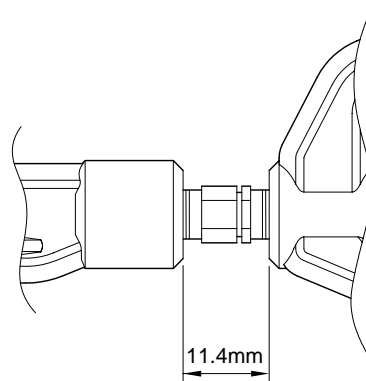
6B - Grub Screw 4x10mm -- 2



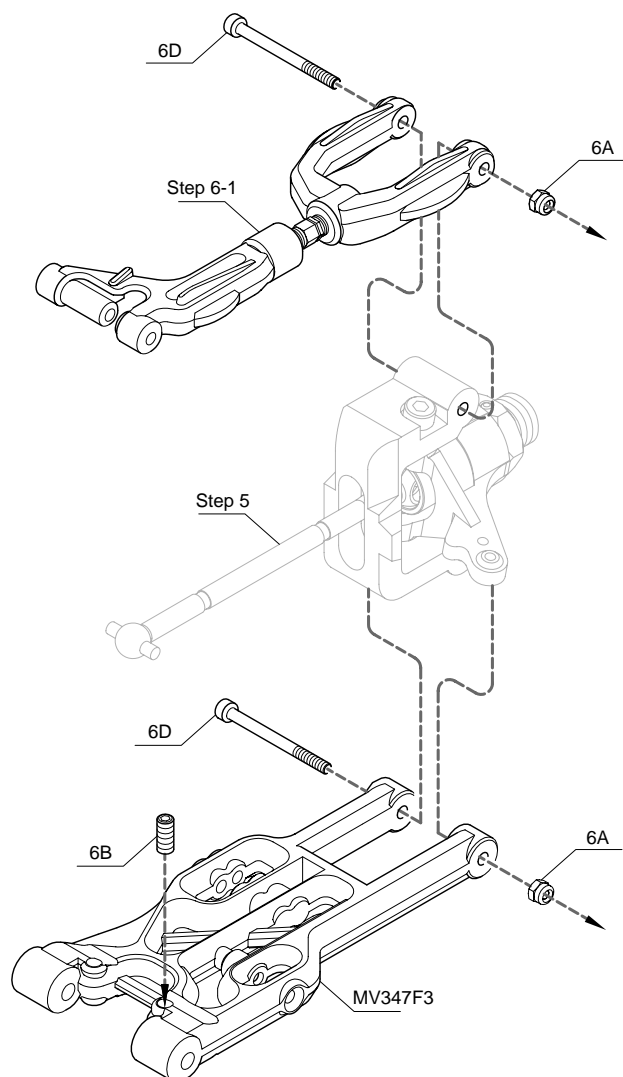
6D - Cap Screw 3x40mm -- 4



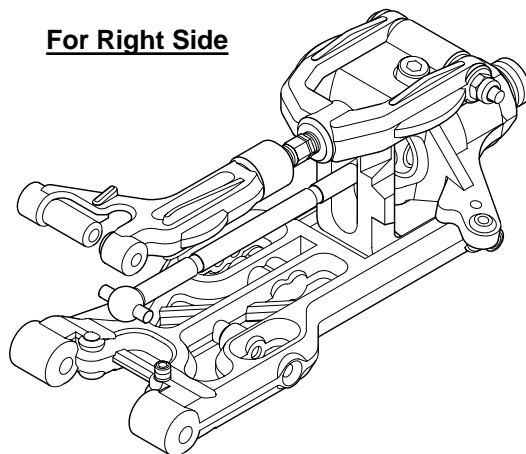
For Right and Left Sides (x2)



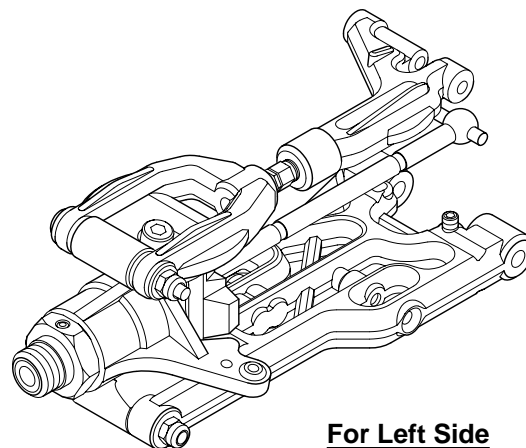
<6-1>



For Right Side



For Left Side

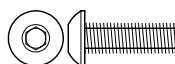


Step 7


Front Suspension




7A - Lock Nut 3mm -- 2



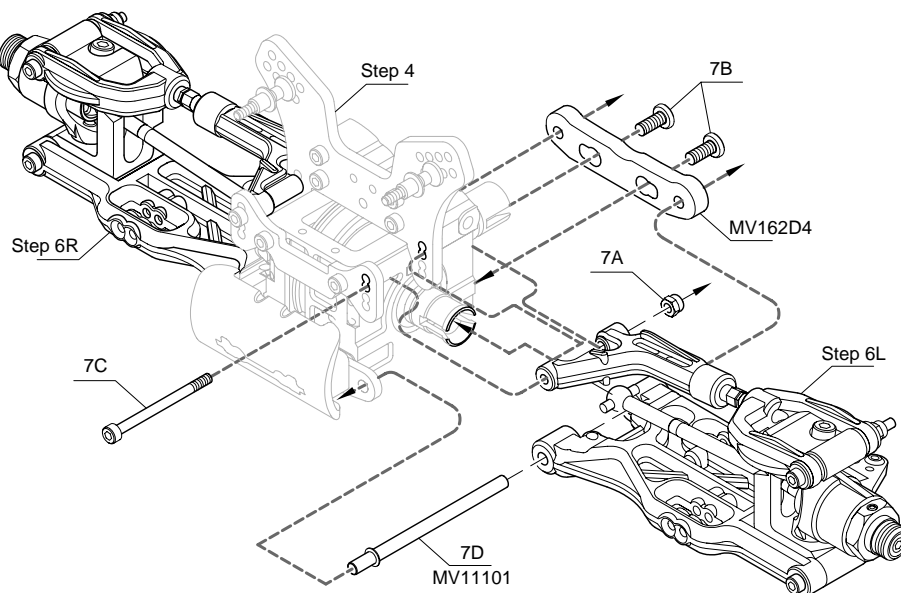
7B - Button Head Screw 4x12mm -- 2



7C - Cap Screw 3x42mm -- 2



7D - Hinge Pin 4x67.5mm -- 2



Step 8

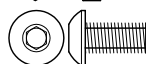
Rear Gearbox



8A - Lock Nut 4mm -- 1



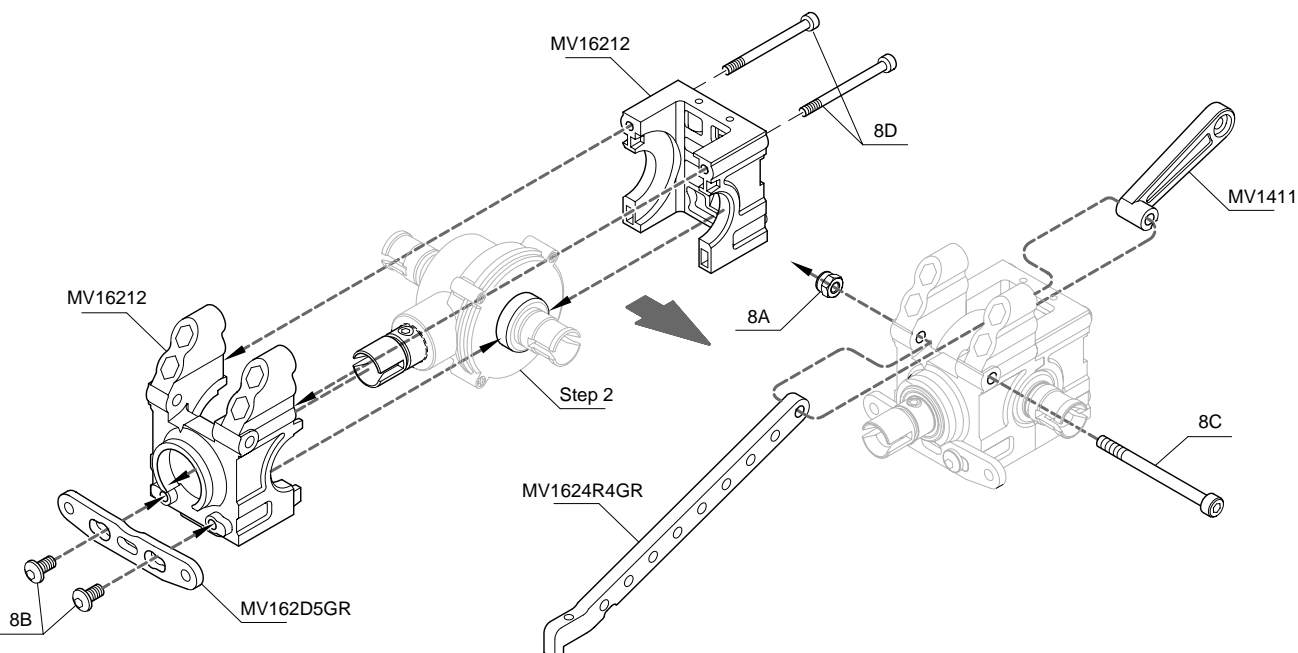
8C - Cap Screw 4x50mm -- 1



8B -- Button Head Screw 4x8mm -- 2

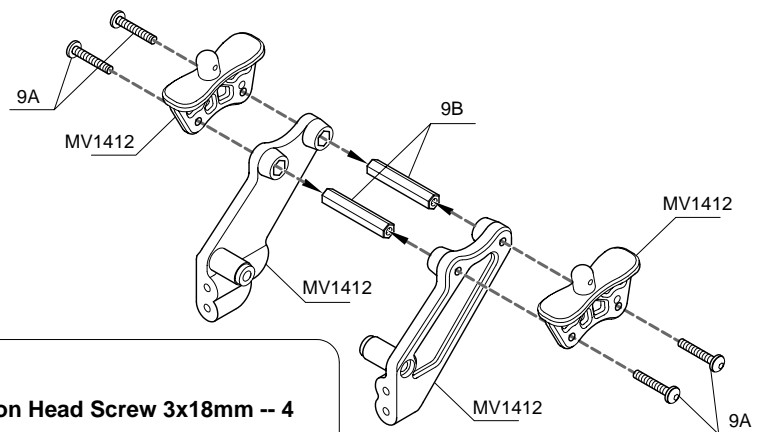


8D - Cap Screw 3x40mm -- 2




Step 9

Wing Mount




 9A - Button Head Screw 3x18mm -- 4

 9B - Post 6x32mm -- 2

Step 10

Rear Shock Tower

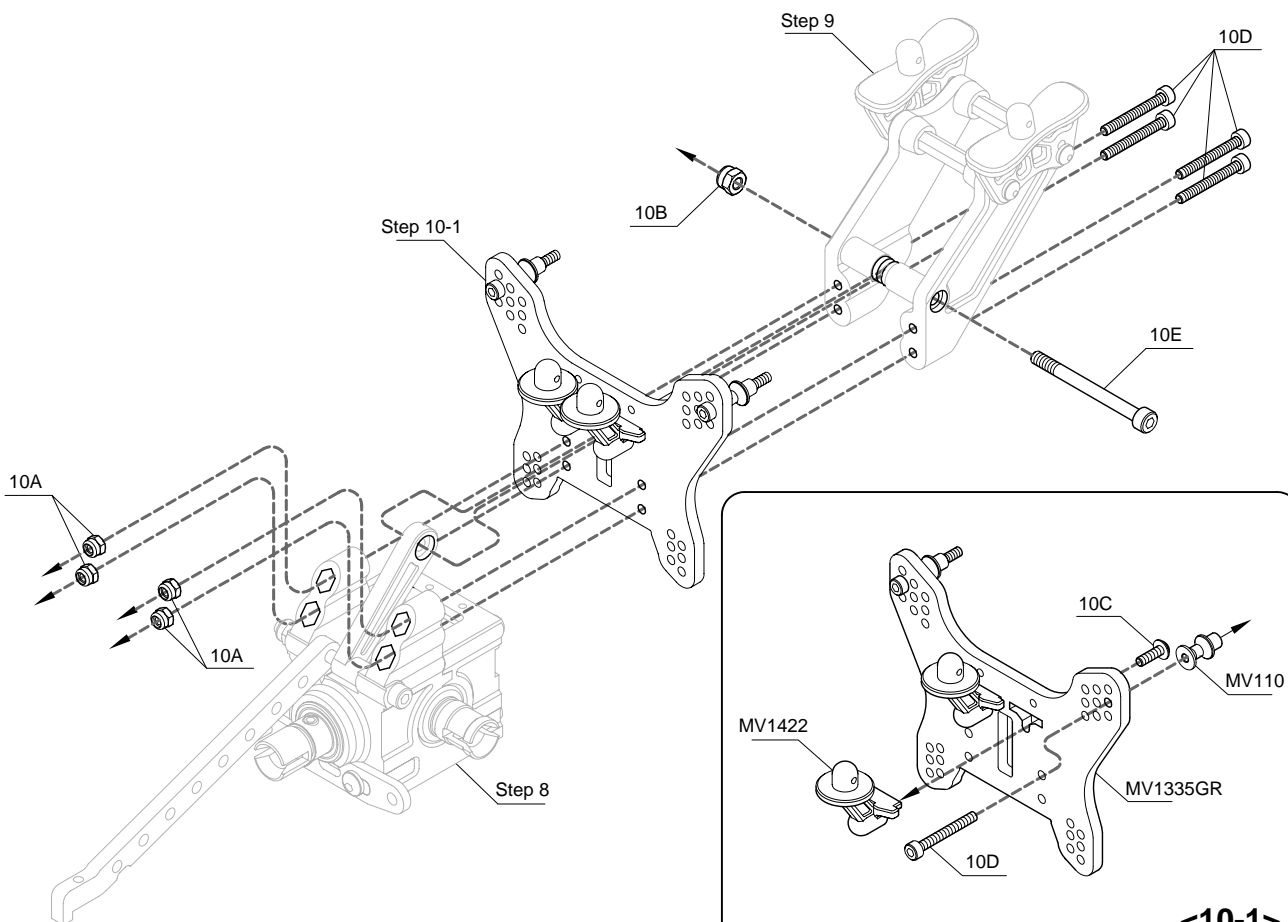
 10A - Lock Nut 3mm -- 4

 10B - Lock Nut 4mm -- 1

 10C - Button Washer Head Screw 3x10mm -- 2

 10D - Cap Screw 3x25mm -- 6

 10E - Cap Screw 4x45mm -- 1




<10-1>

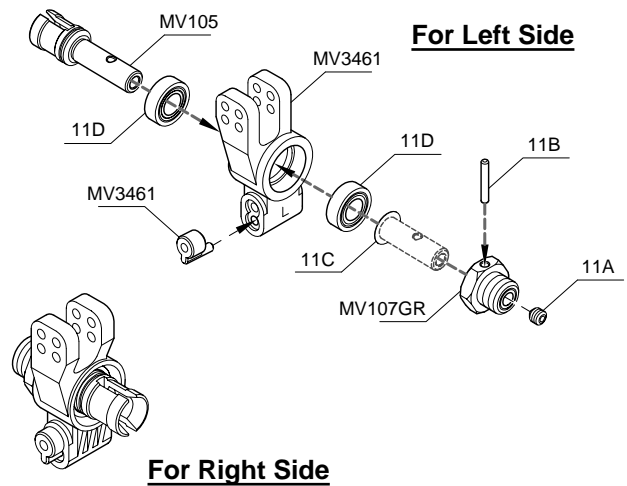
Step 11 Rear Suspension

 11A - Grub Screw w/Threadlock 5x5mm -- 2

 11B - Pin 2.5x16.8mm -- 2

 11C - Shim 8x12x0.2mm -- 2

 11D - Ball Bearing 8x16x5mm -- 4



Step 12 Rear Upper Arm

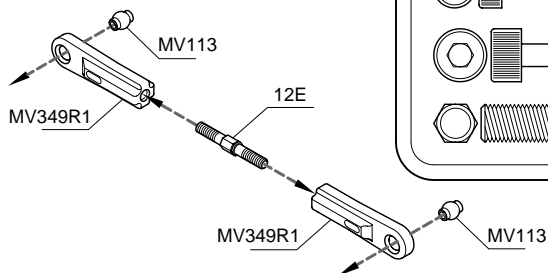
 12A - Lock Nut 3mm -- 4

 12B - Grub Screw 4x10mm -- 2

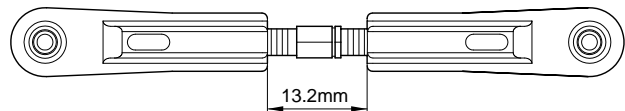
 12C - Cap Screw 3x25mm -- 2

 12D - Cap Screw 3x45mm -- 2

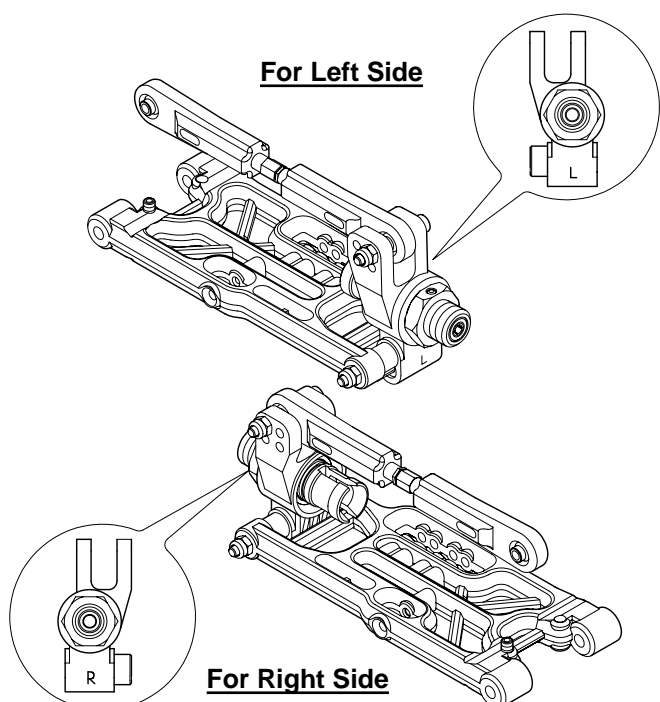
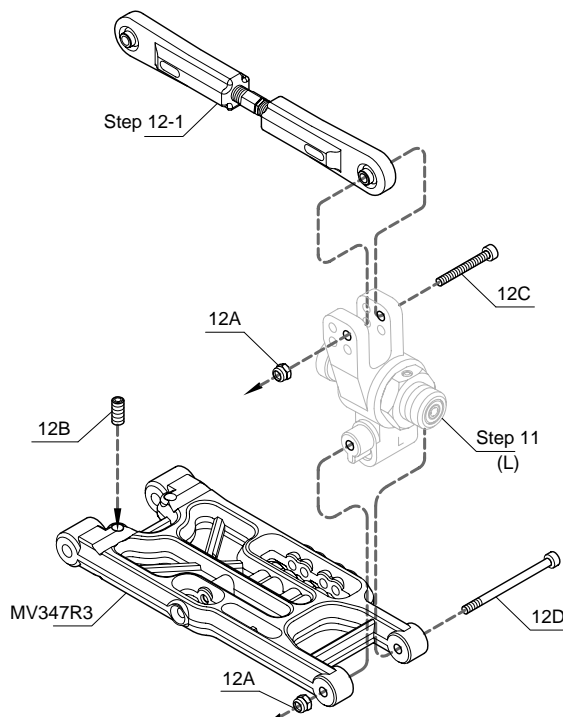
 12E - Turnbuckle 5x36mm -- 2



For Right and Left Sides (x2)



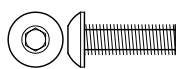
<12-1>



Step 13 Rear Suspension



13A - Flanged Lock Nut 3mm -- 2



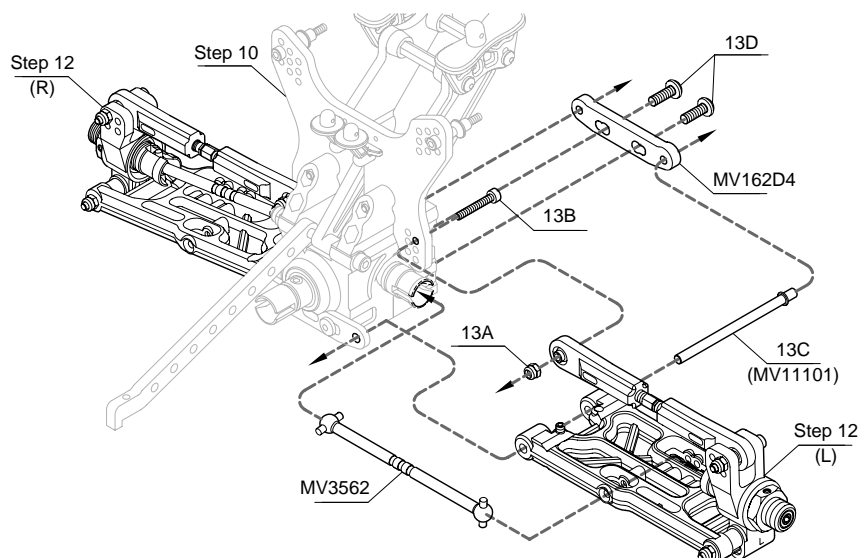
13D - Button Head Screw 4x12mm -- 2



13B - Cap Screw 3x20mm -- 2



13C - Hinge Pin 4x67.5mm -- 2



Step 14 Rear Sway Bar



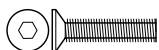
14A - Grub Screw w/Threadlock 3x3mm -- 2



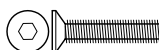
14B - Grub Screw 4x4mm -- 2



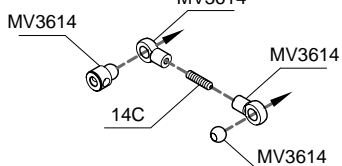
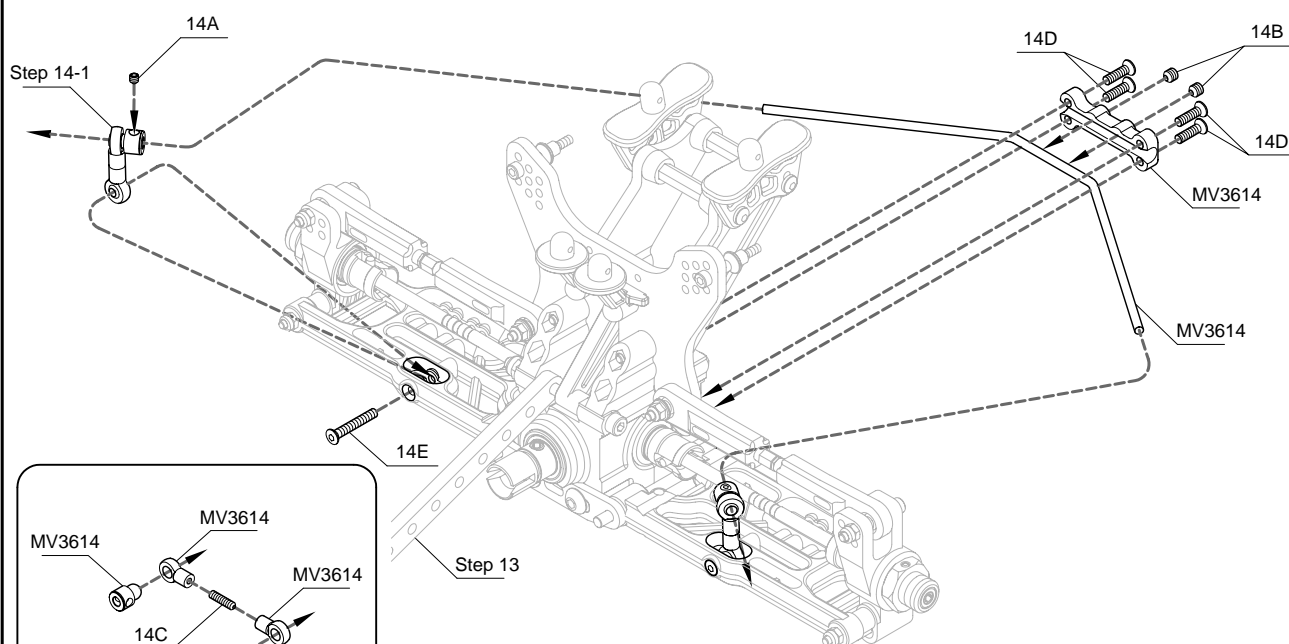
14C - Grub Screw 3x12mm -- 2



14D - F/H Hex Screw 3x12mm -- 4



14E - F/H Hex Screw 3x20mm -- 2

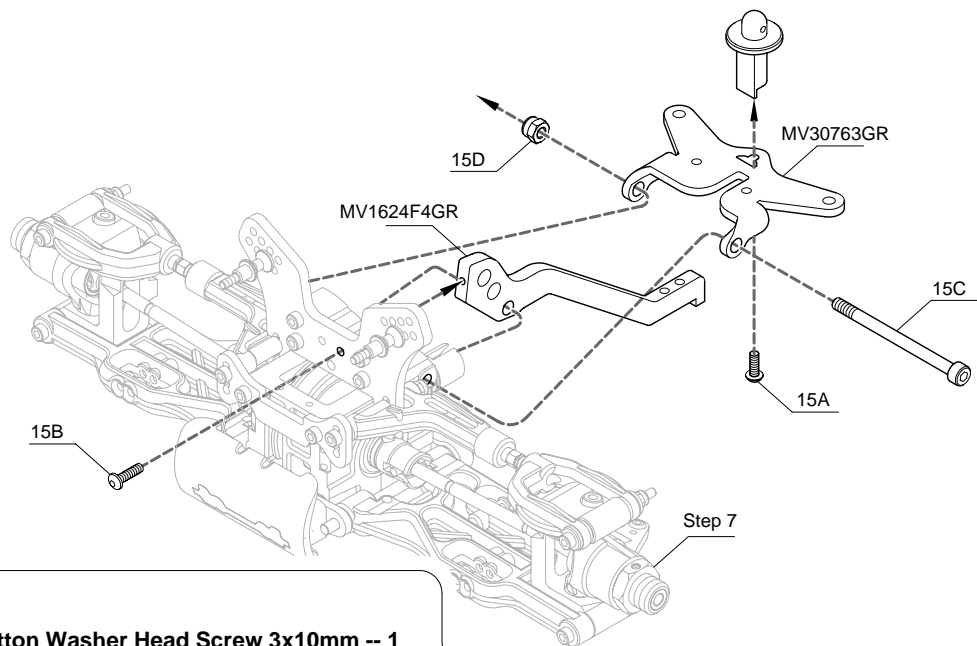


<14-1>

(x2)

Step 15

Front Chassis Brace



 15A - Button Washer Head Screw 3x10mm -- 1

 15B - Button Head Screw w/Threadlock 3x12mm -- 1

 15D - Lock Nut 4mm -- 1

 15C - Cap Screw 4x55mm -- 1

Step 16


Chassis

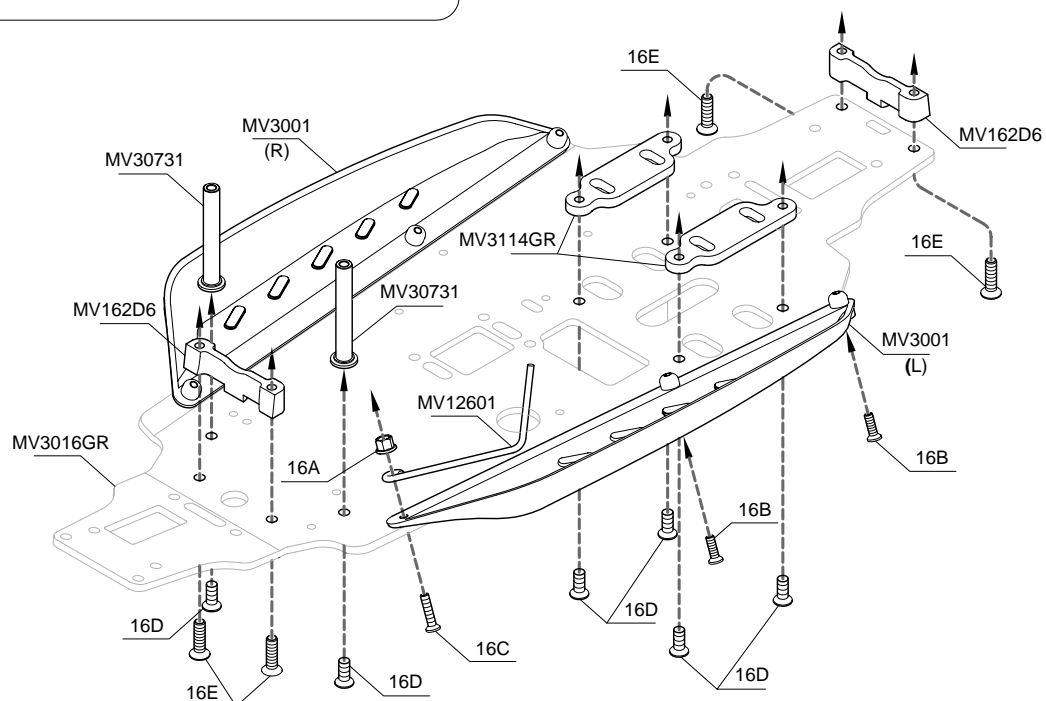
 16A - Flanged Lock Nut 3mm -- 1

 16B - F/H Hex Screw 3x10mm -- 5

 16C - F/H Hex Screw 3x14mm -- 1

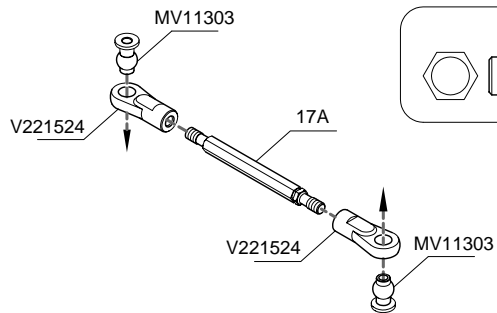
 16D - F/H Hex Screw w/Threadlock 4x10mm -- 6

 16E - F/H Hex Screw 4x15mm -- 4

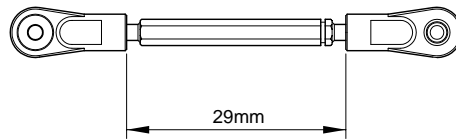


Step 17

Steering Rods



17A - Turnbuckle 5x48mm -- 2



For Right and Left Sides (x2)

Step 18

Steering



18A - Lock Nut 3mm -- 4



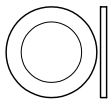
18B - Servo Saver Screw 3x19.7mm -- 2



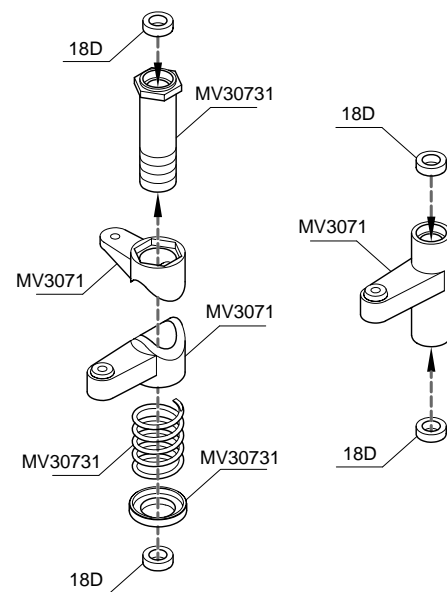
18C - Cap Screw 3x20mm -- 2



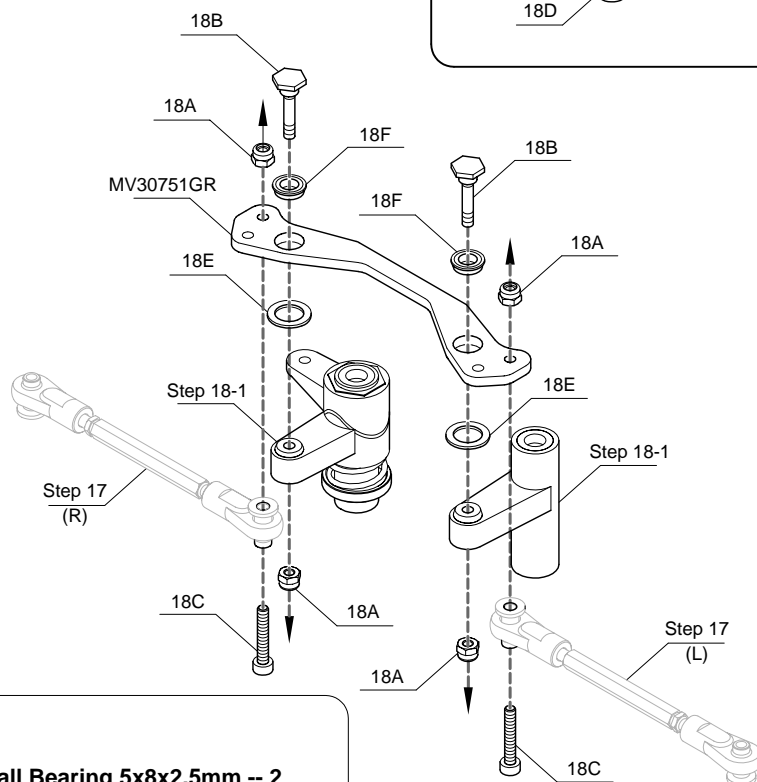
18D - Bushing 6x10x3mm -- 4



18E - Shim 8x12x0.8mm -- 2



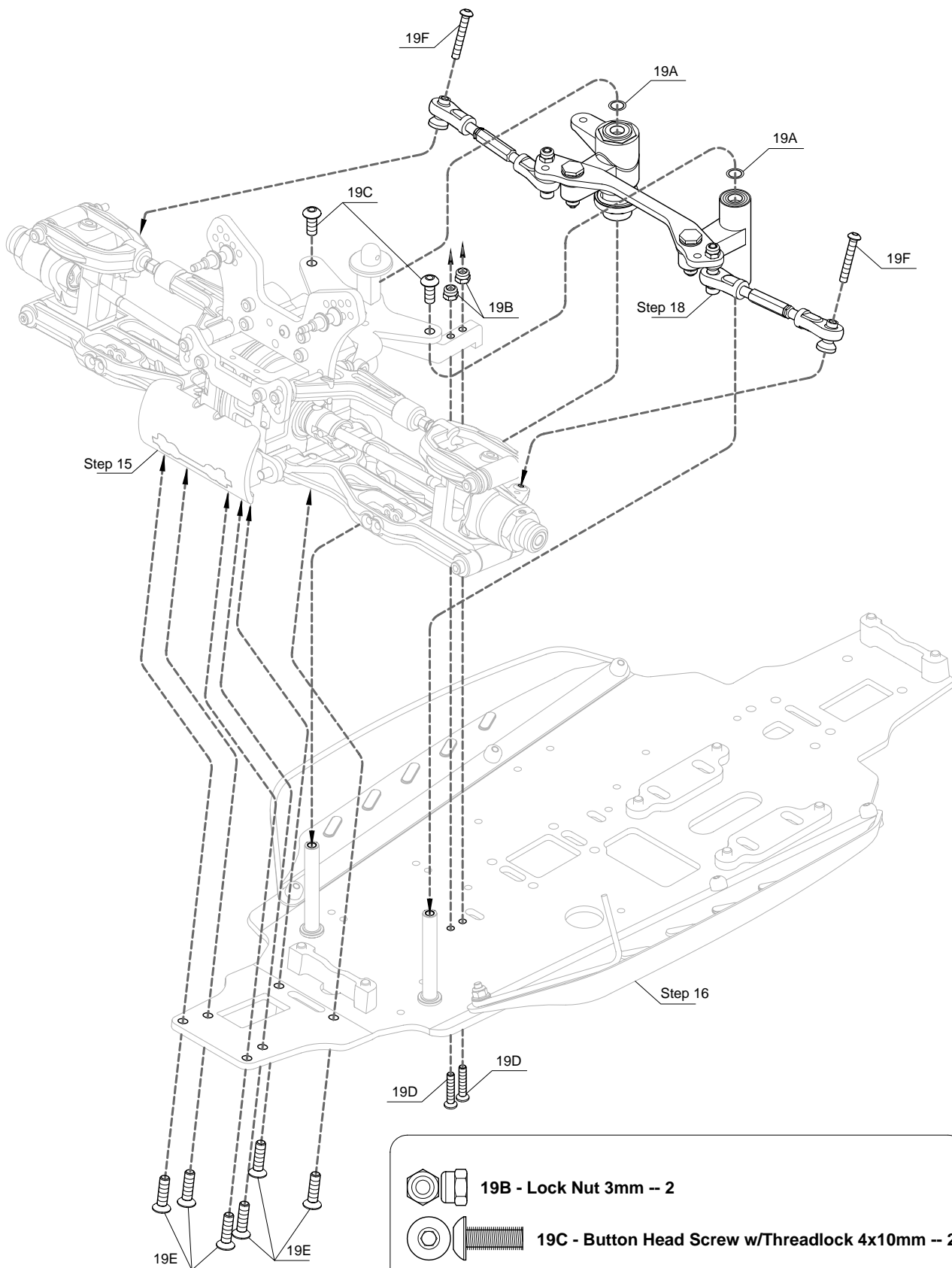
<18-1>



18F - Flanged Ball Bearing 5x8x2.5mm -- 2

Step 19

Front Suspension Mounting and Steering Linkage



19A - Shim 6.1x9.8x0.2mm -- 2



19B - Lock Nut 3mm -- 2



19C - Button Head Screw w/Threadlock 4x10mm -- 2



19D - F/H Hex Screw 3x16mm -- 2



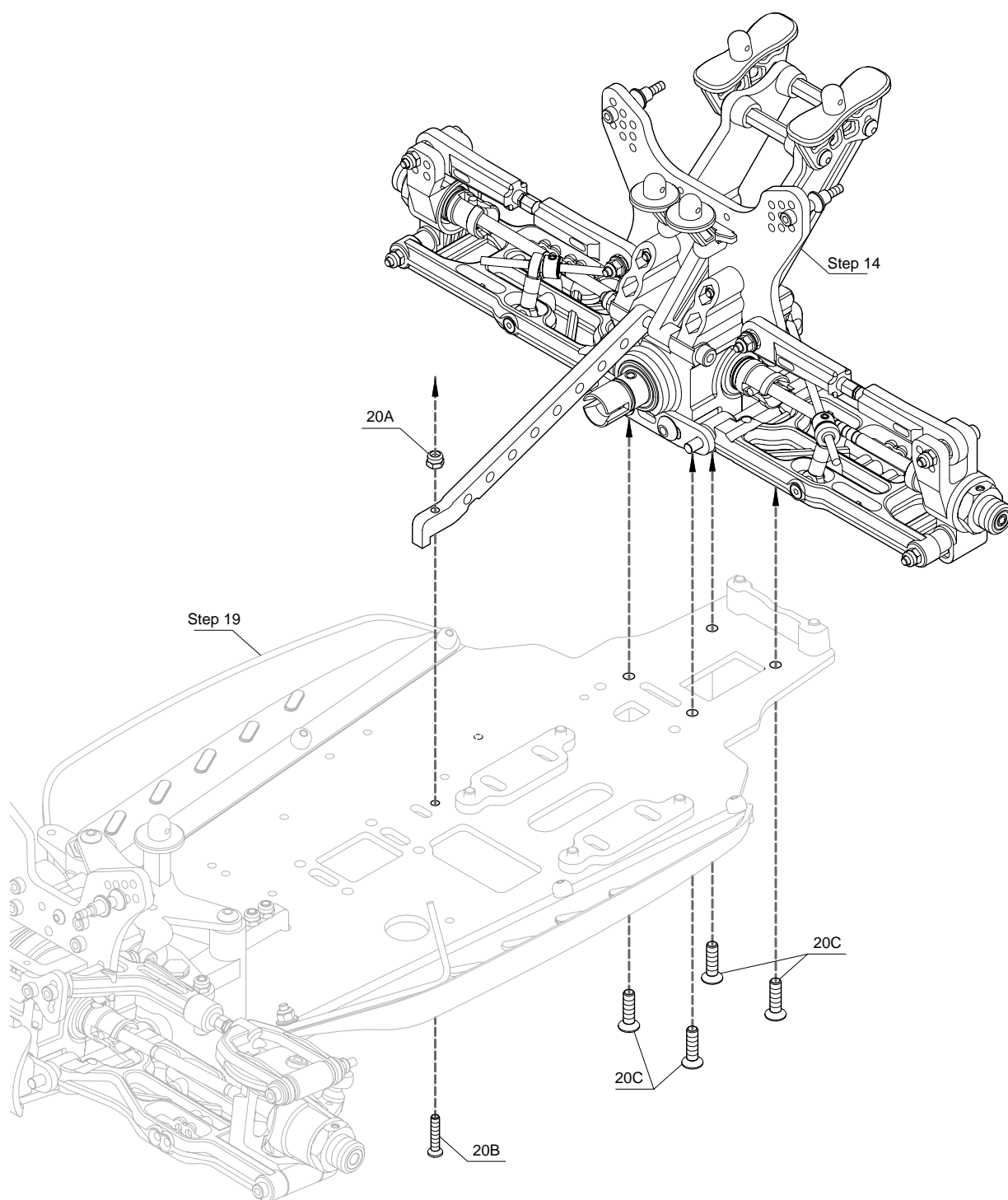
19E - F/H Hex Screw 4x15mm -- 6



19F - Button Head Screw 3x20mm -- 2

Step 20

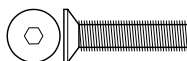
Rear Suspension Mounting



20A -- Lock Nut 3mm -- 1



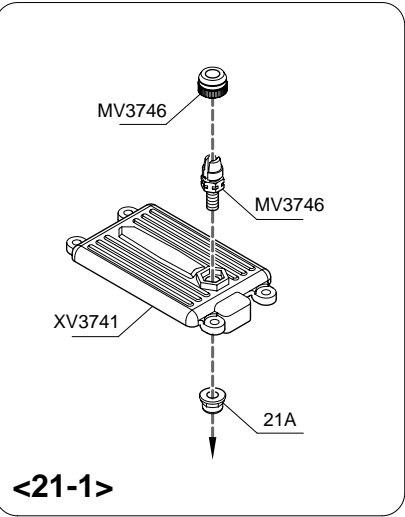
20B -- F/H Hex Screw 3x16mm -- 1



20C -- F/H Hex Screw 4x15mm -- 4

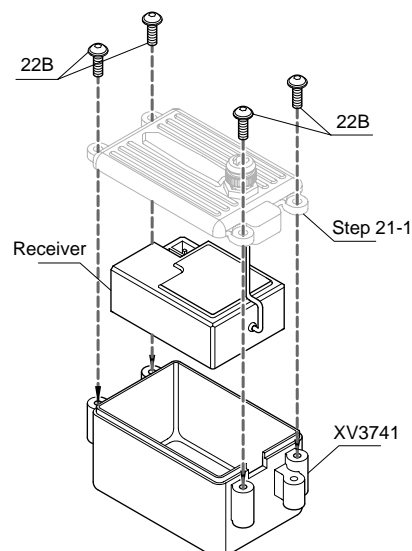
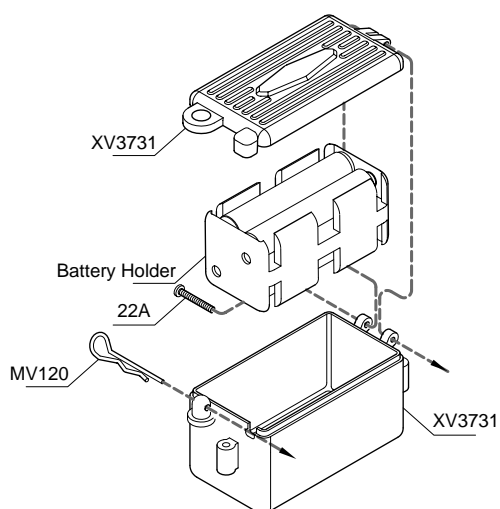

Step 21 Radio Plate Mount

Radio Plate Mount



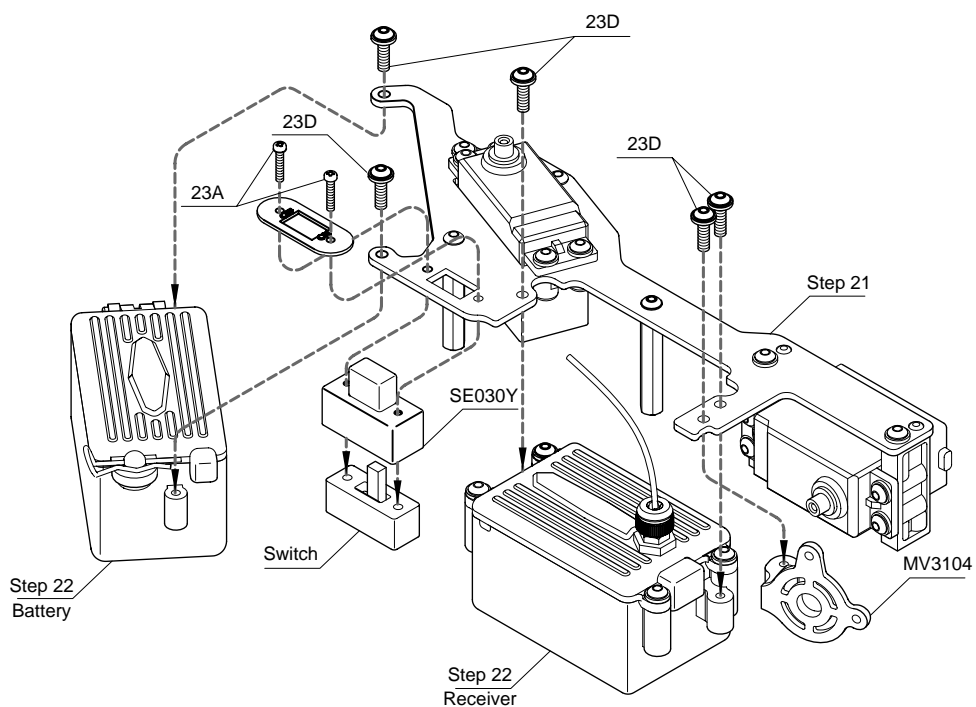
Step 22 Battery Box and Receiver Box

Battery Box and Receiver Box

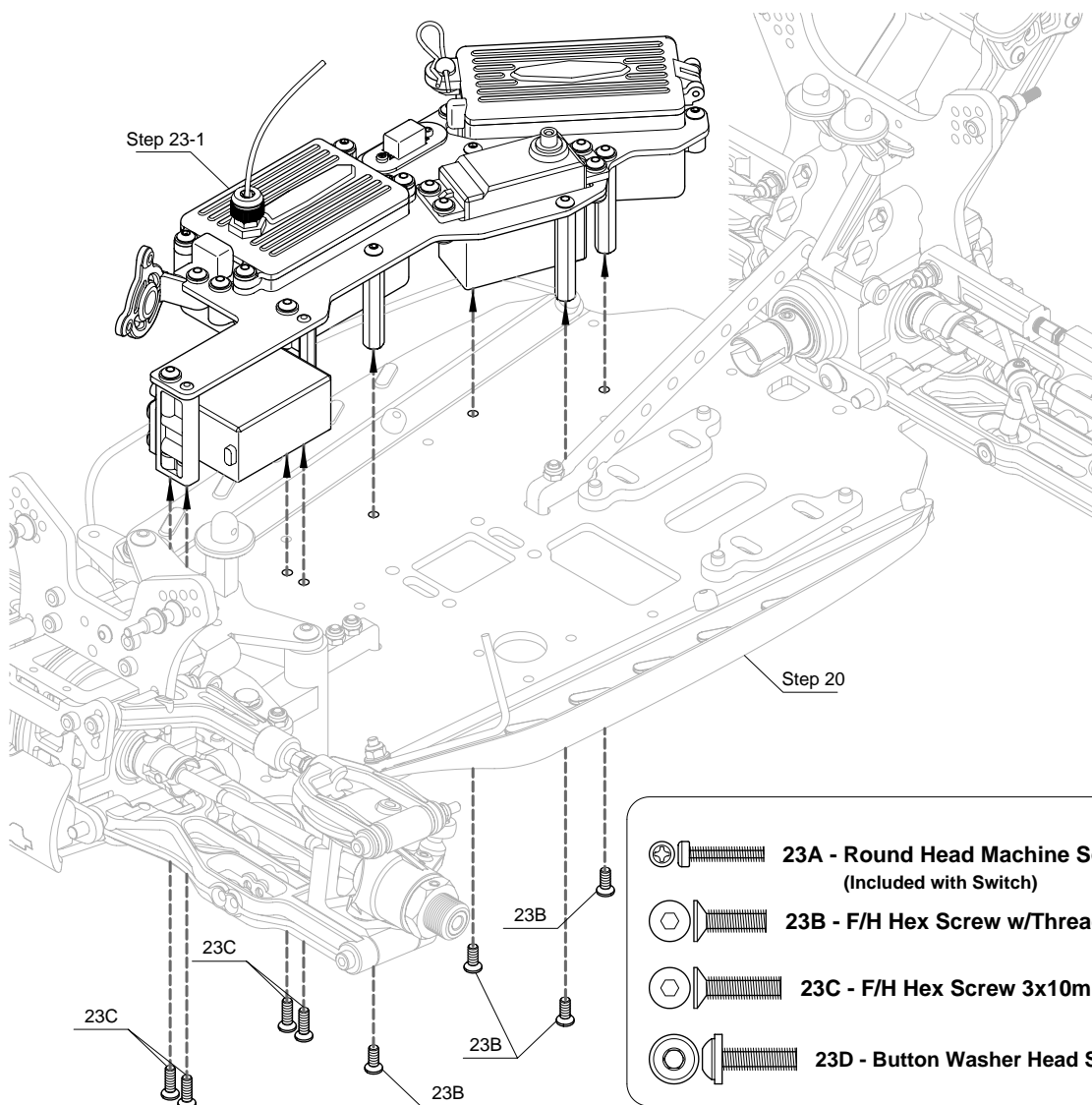


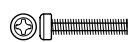



Step 23

Radio Tray Mounting



<23-1>



-  **23A - Round Head Machine Screw 2x10mm -- 2**
(Included with Switch)
-  **23B - F/H Hex Screw w/Threadlock 3x8mm -- 3**
-  **23C - F/H Hex Screw 3x10mm -- 4**
-  **23D - Button Washer Head Screw 3x10mm -- 5**

Step 24


Centre Differential

 **24A - Grub Screw w/Threadlock 3x3mm -- 2**


 **24B - Button Head Screw 2x6mm -- 4**

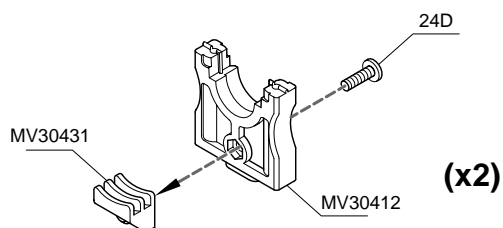
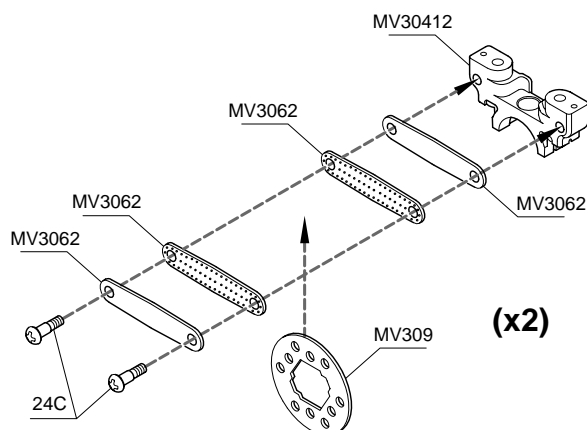
 **24C - Brake Pin 3x10mm -- 4**

 **24D - Button Head Tapping Screw 3x10mm -- 2**

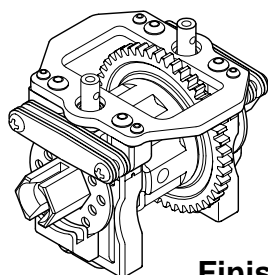
 **24E - Button Head Screw 3x25mm -- 4**

 **24F - Ball Bearing 3x6x2.5mm -- 2**

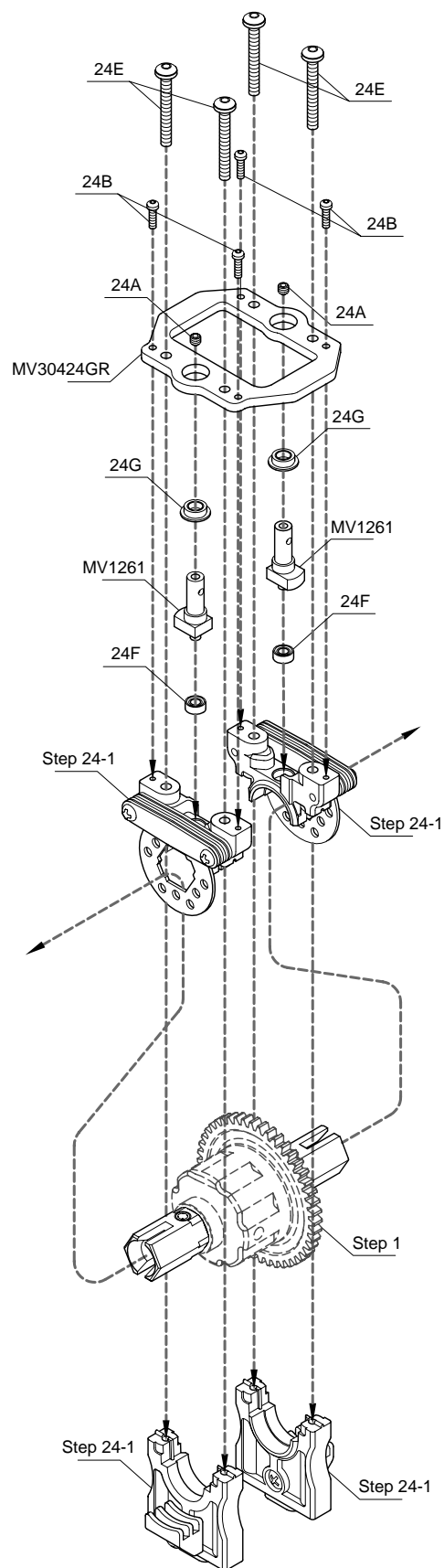
 **24G - Flanged Ball Bearing 5x8x2.5mm -- 2**



<24-1>



Finished

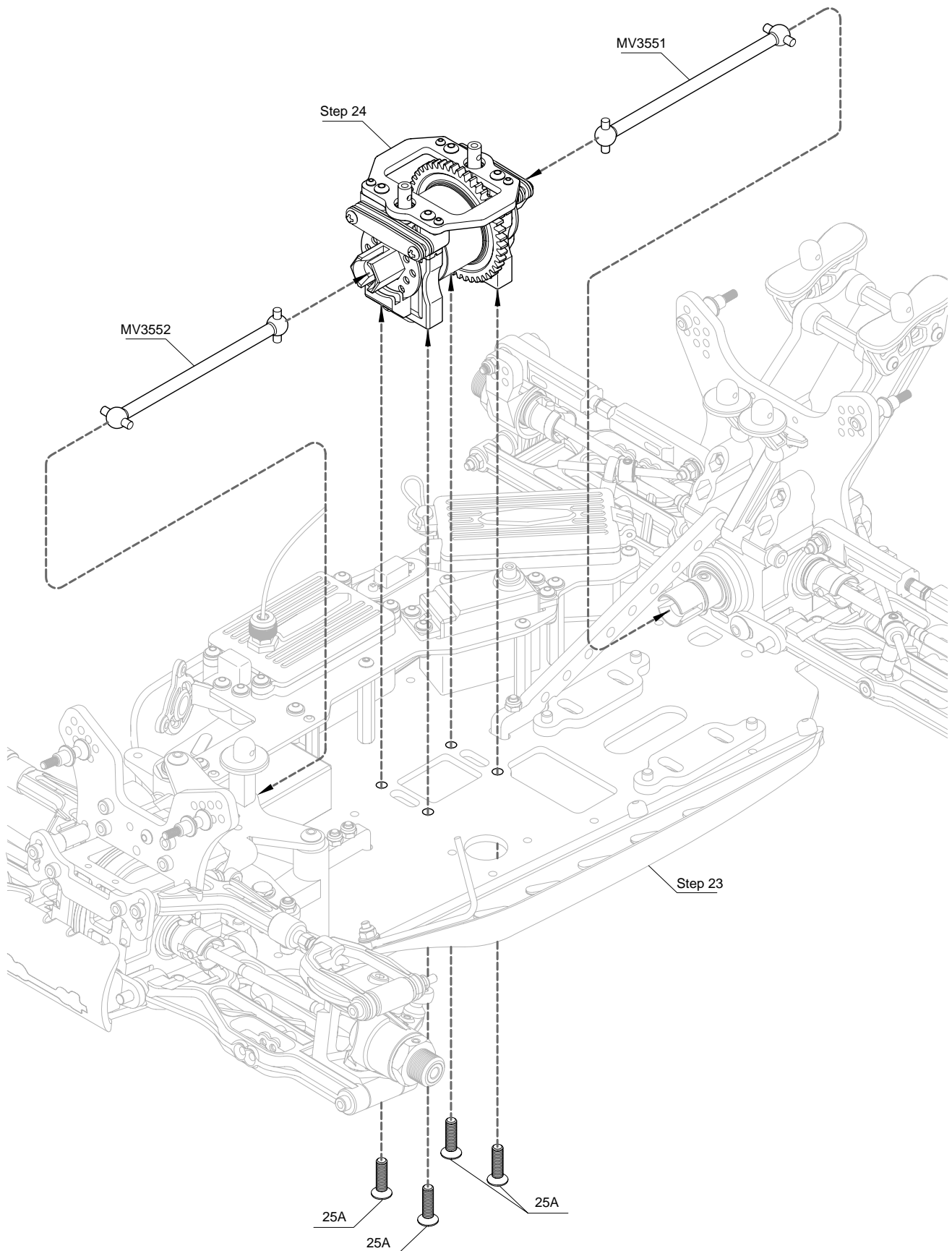


Step 25

Centre Differential and Drive Shafts

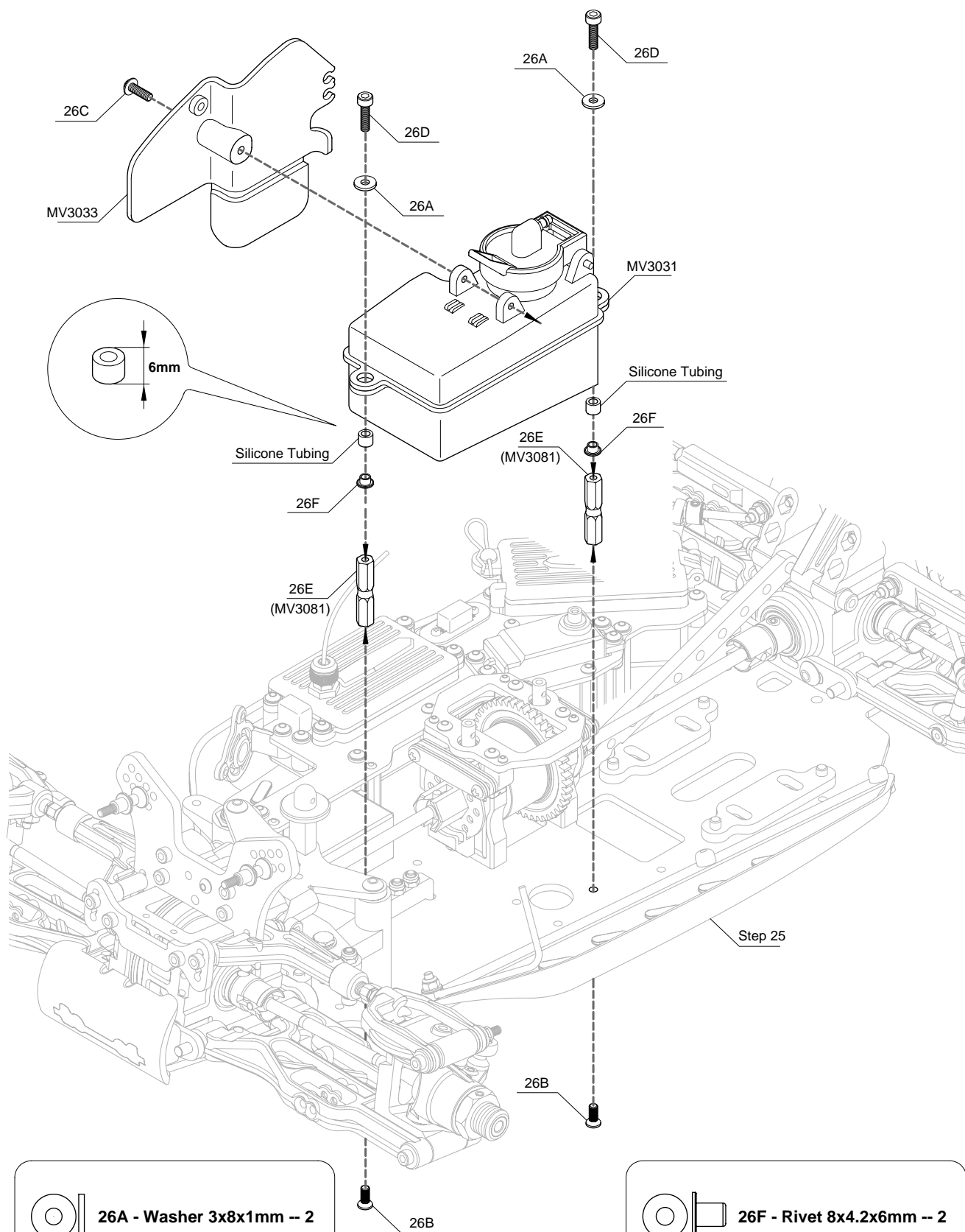


25A - F/H Hex Screw 4x15mm -- 4



Step 26

Fuel Tank



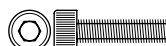
26A - Washer 3x8x1mm -- 2



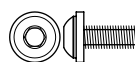
26F - Rivet 8x4.2x6mm -- 2



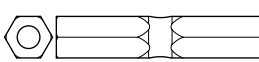
26B - F/H Hex Screw w/Threadlock 3x8mm -- 2



26D - Cap Screw w/Threadlock 3x12mm -- 2



26C - Button Washer Head Screw 3x10mm -- 1



26E - Post 6x27.5mm -- 2

Step 27

Engine and Clutch



27A - Lock Nut 3mm -- 4



27B - Button Head Screw 3x6mm -- 1



27C - Cap Screw 3x16mm -- 4



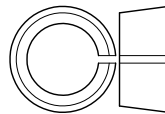
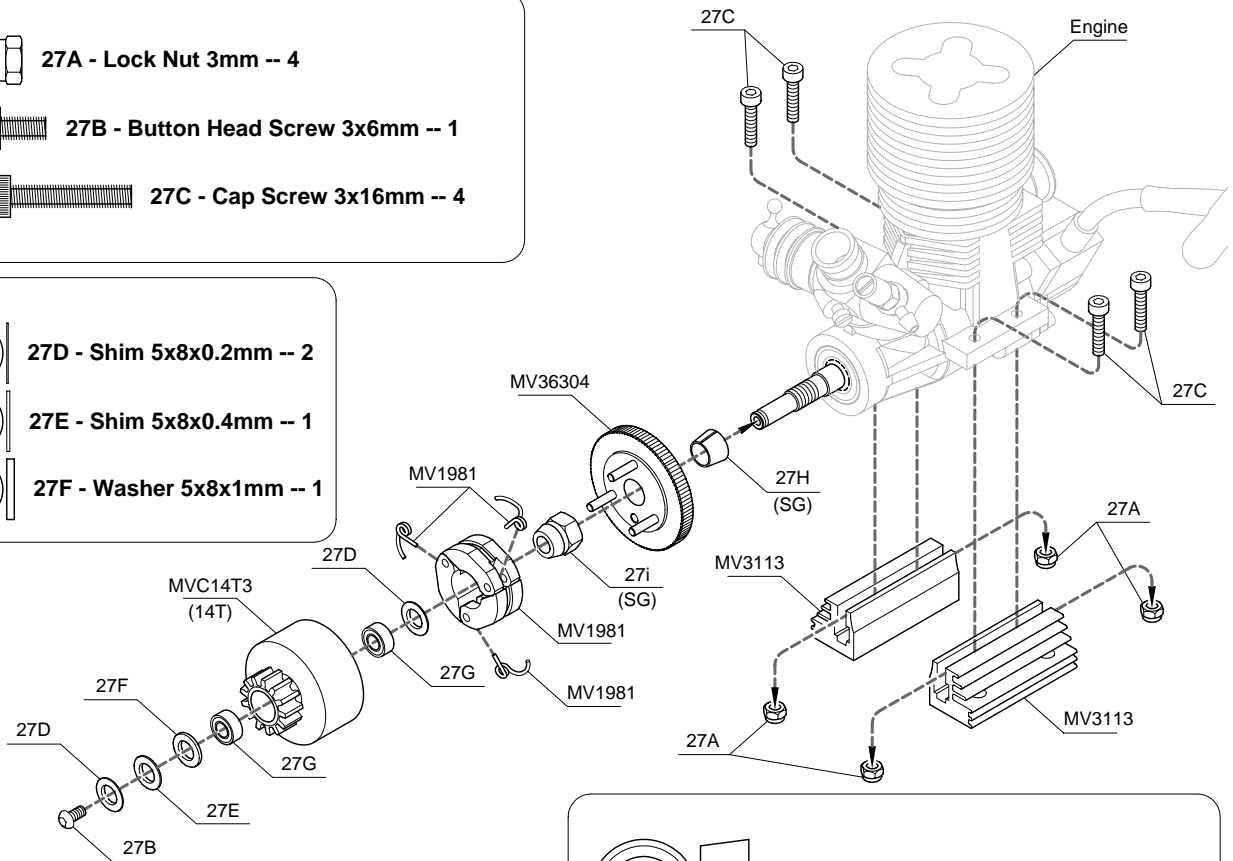
27D - Shim 5x8x0.2mm -- 2



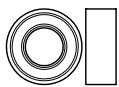
27E - Shim 5x8x0.4mm -- 1



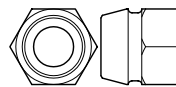
27F - Washer 5x8x1mm -- 1



27H - Collet for SG Shaft



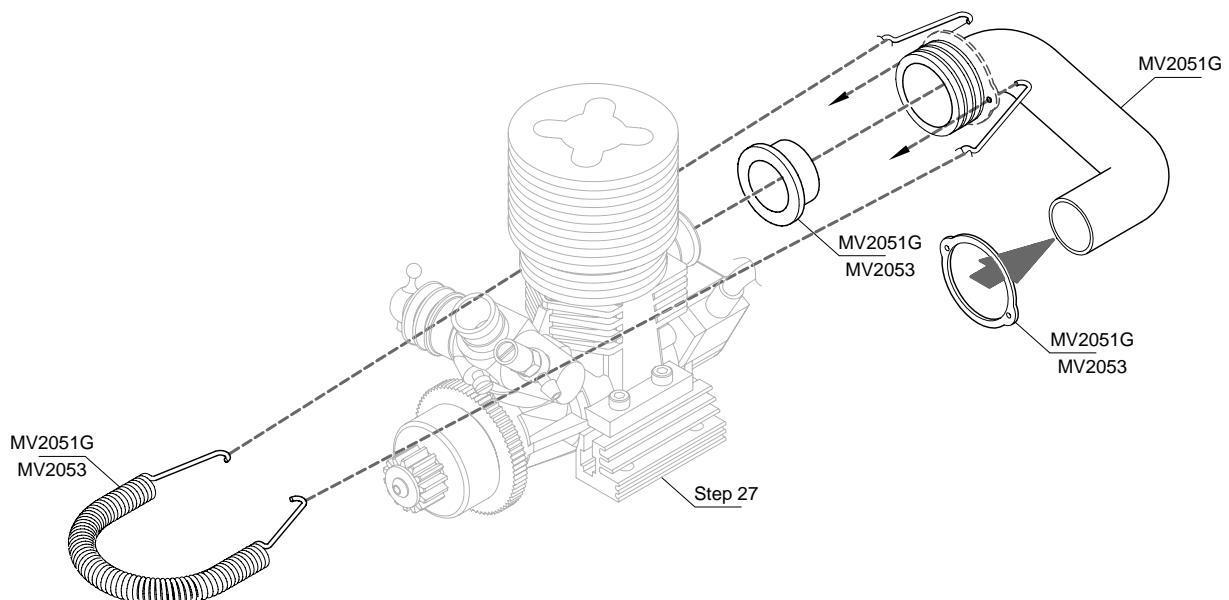
27G - Ball Bearing 5x10x4mm -- 2



27i - Engine Nut for SG Shaft

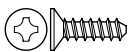
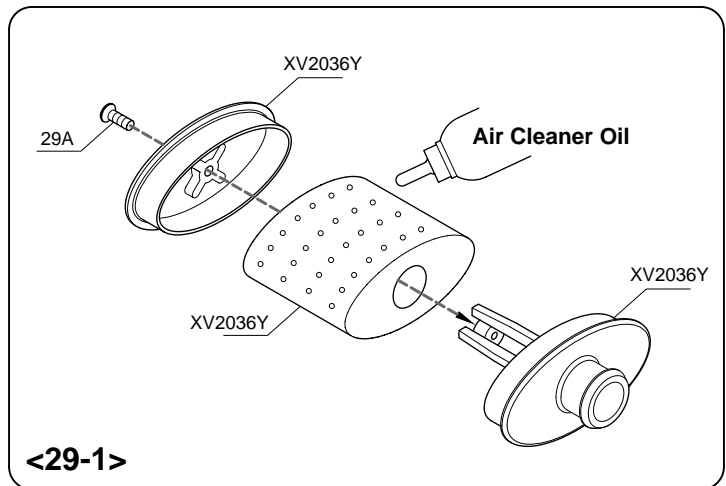
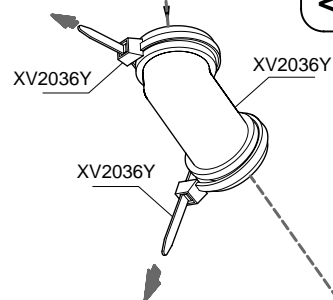
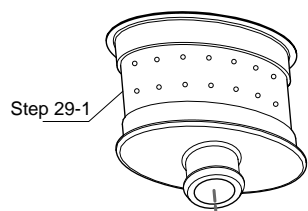
Step 28

Exhaust Header

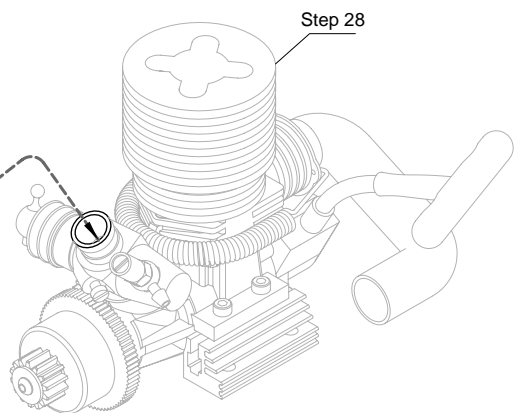


Step 29

Air Filter Assembly

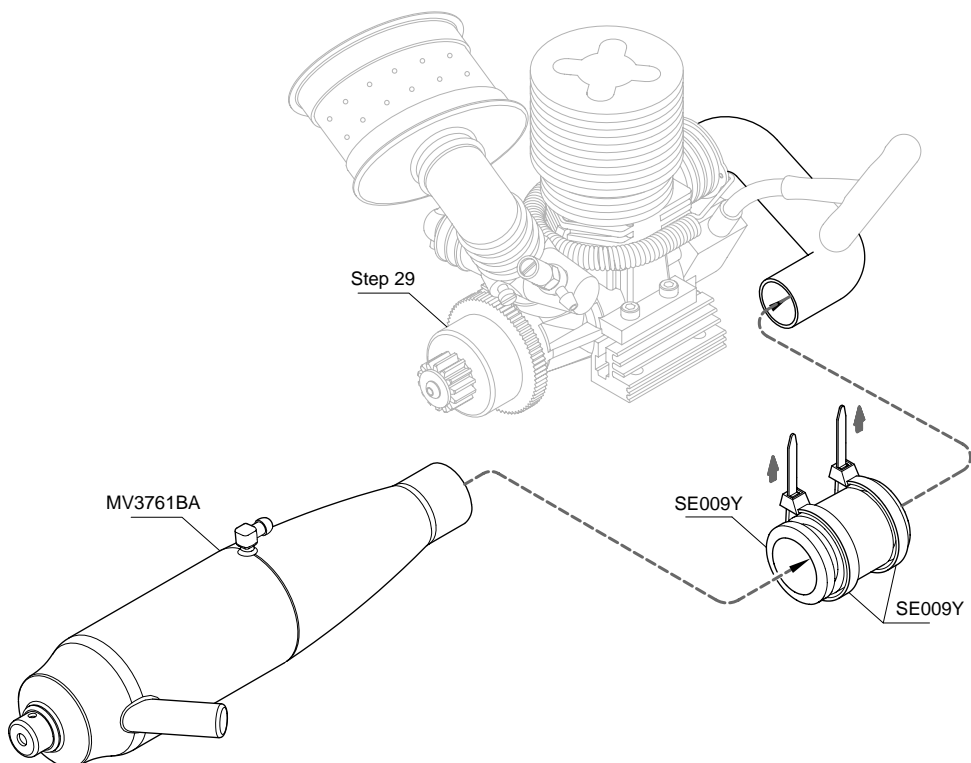


29A - F/H Tapping Screw 3x10mm -- 1



Step 30

Muffler

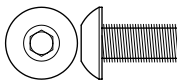


Step 31


Engine Mounting



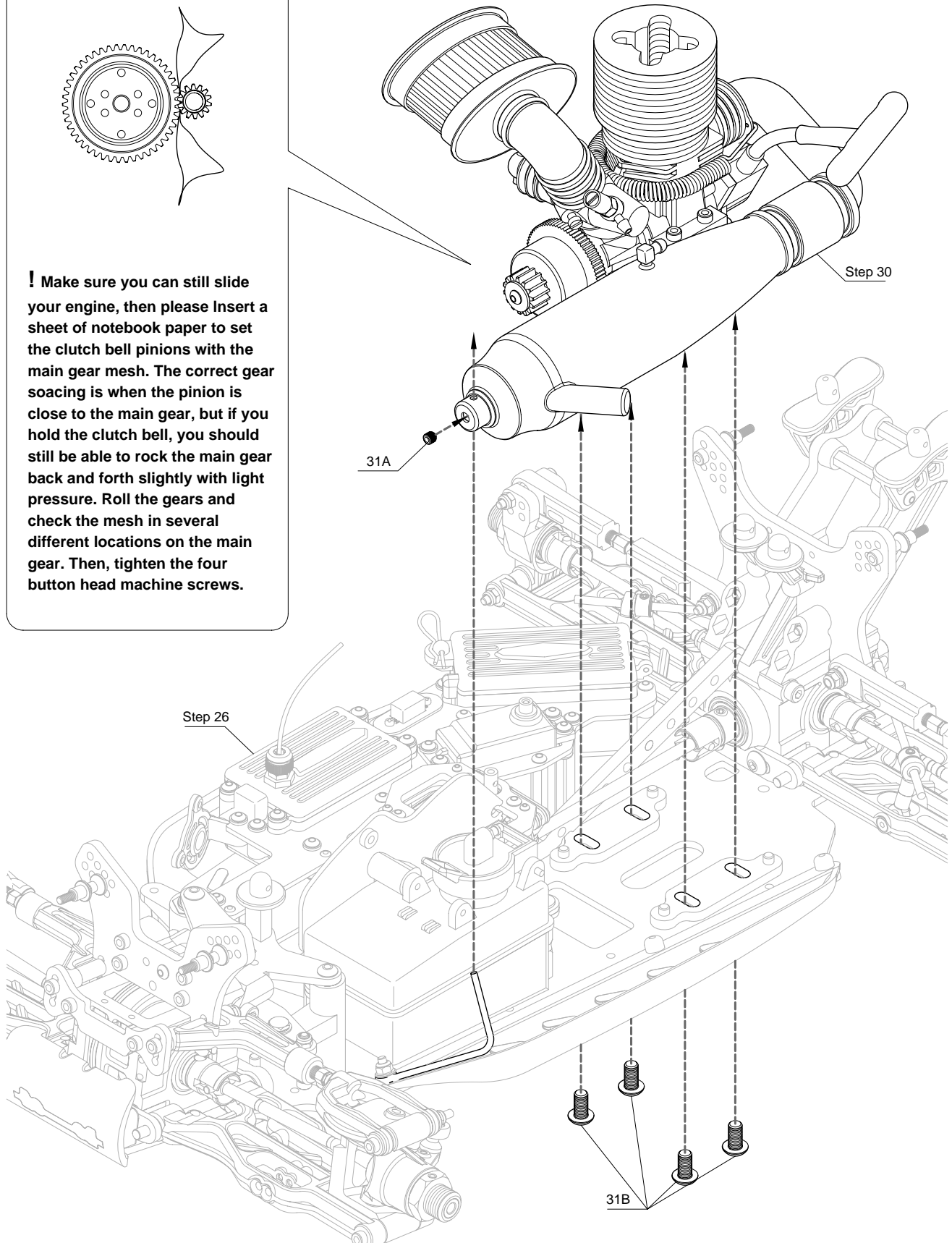
31A - Grub Screw w/Threadlock 4x4mm -- 1



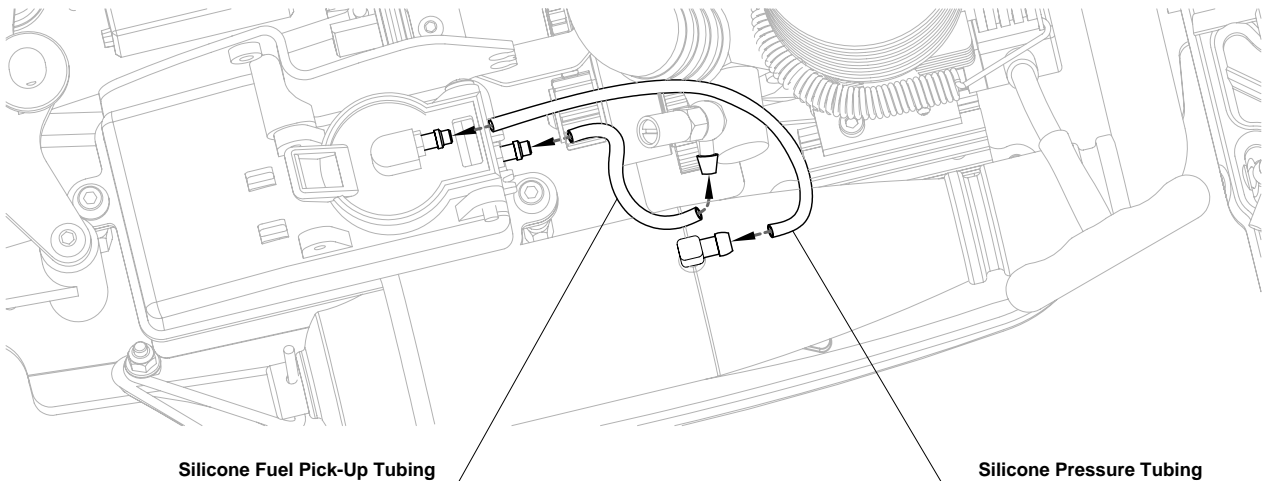
31B - Button Head Screw w/Threadlock 5x10mm -- 4




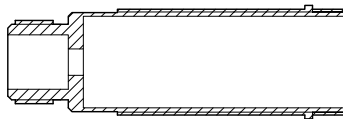

! Make sure you can still slide your engine, then please Insert a sheet of notebook paper to set the clutch bell pinions with the main gear mesh. The correct gear soacing is when the pinion is close to the main gear, but if you hold the clutch bell, you should still be able to rock the main gear back and forth slightly with light pressure. Roll the gears and check the mesh in several different locations on the main gear. Then, tighten the four button head machine screws.



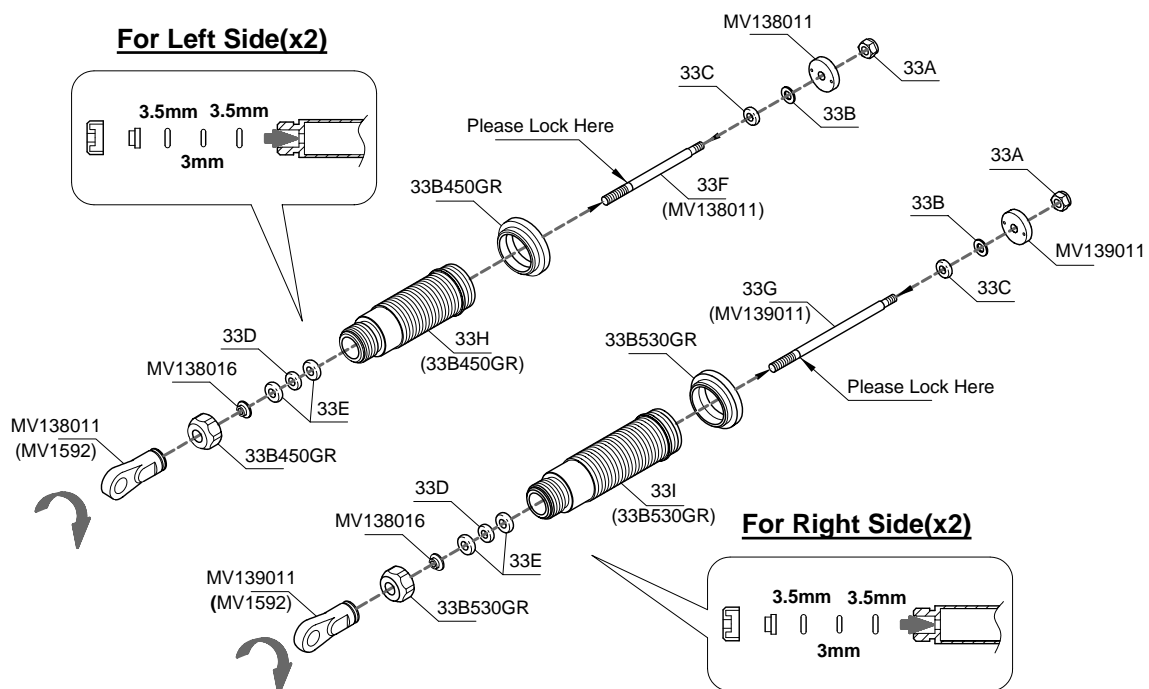
Fuel Pick-up and Pressure Tubing



Step 33

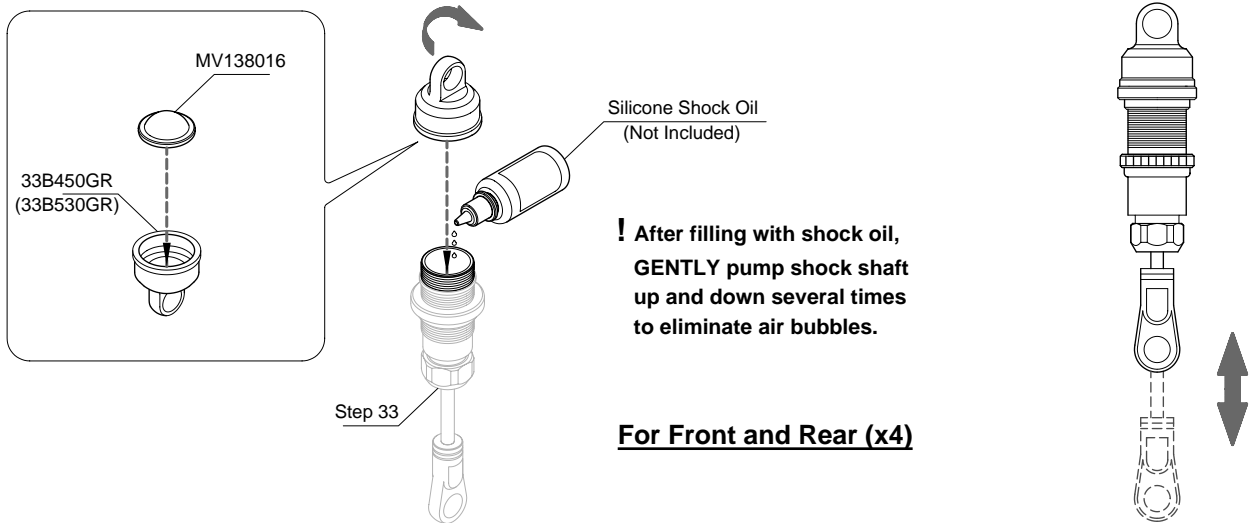


For Left Side(x2)



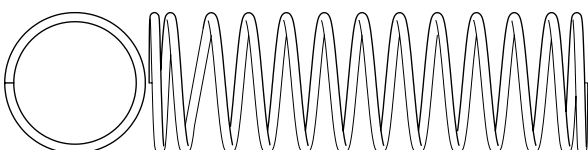
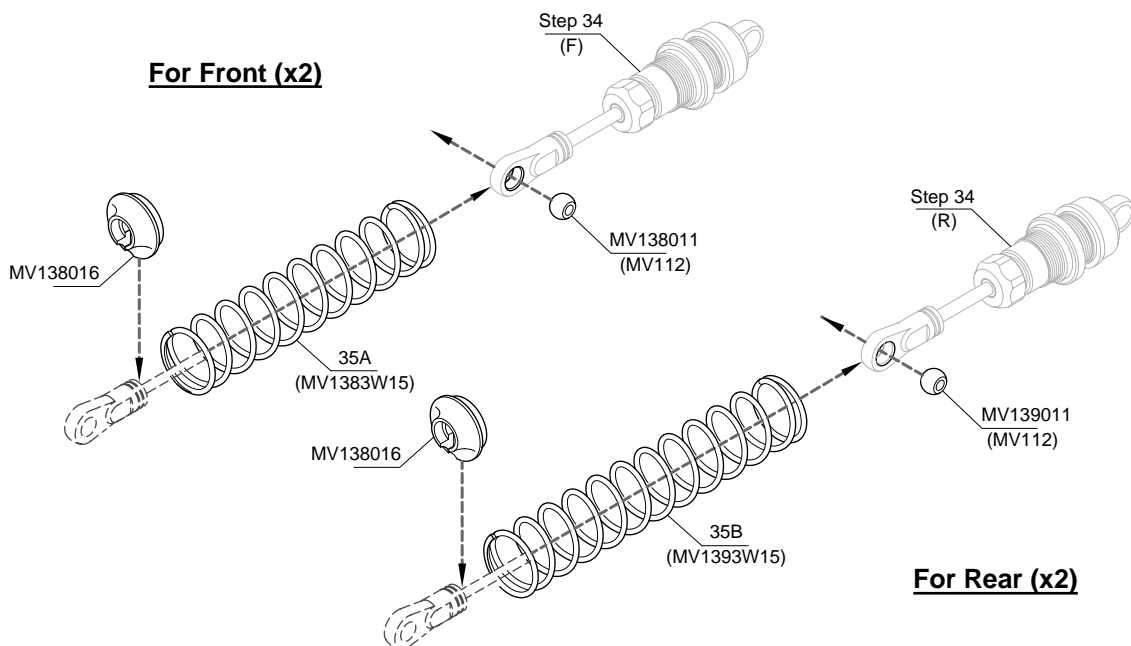
Step 34

Shock Oil

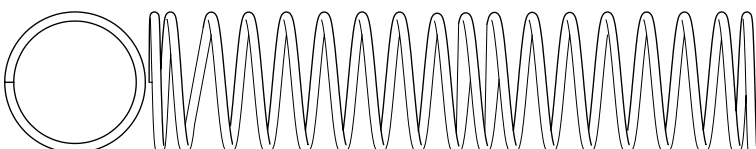


Step 35

Shock Springs



43A - Front Shock Spring 58x1.5mm -- 2



43B - Rear Shock Spring 80.5x1.5mm -- 2

Step 36

Front and Rear Shock Mounting

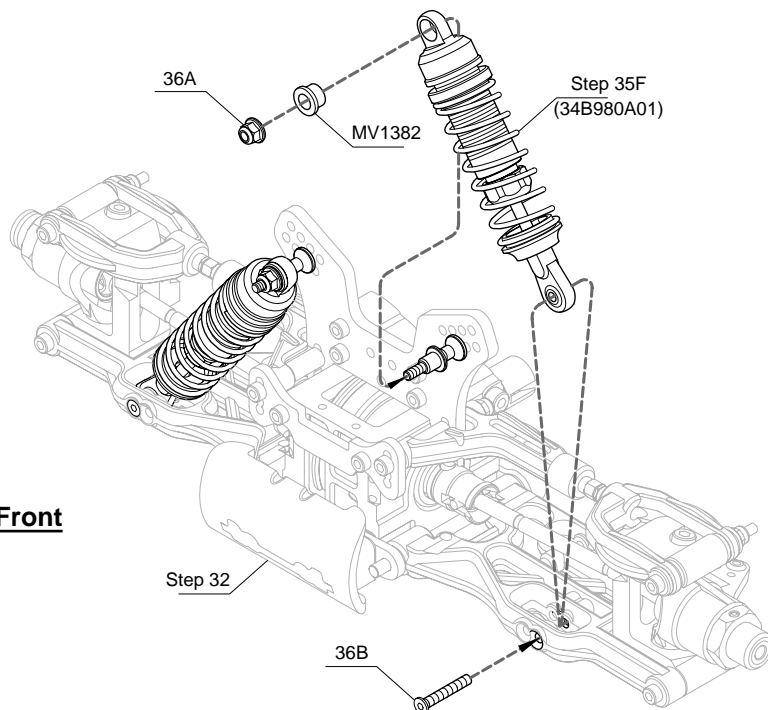


36A - Flanged Lock Nut 3mm -- 4

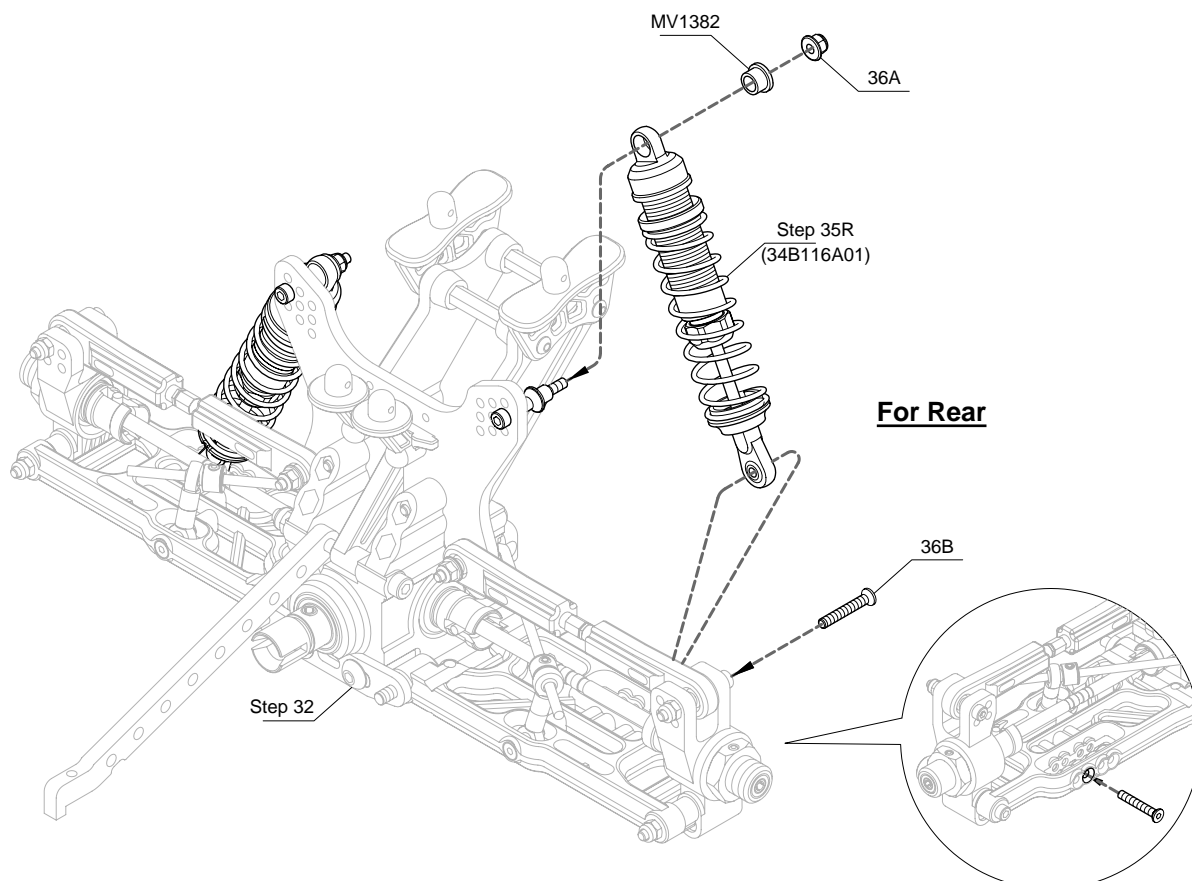


36B - F/H Hex Screw 3x20mm -- 4

For Front

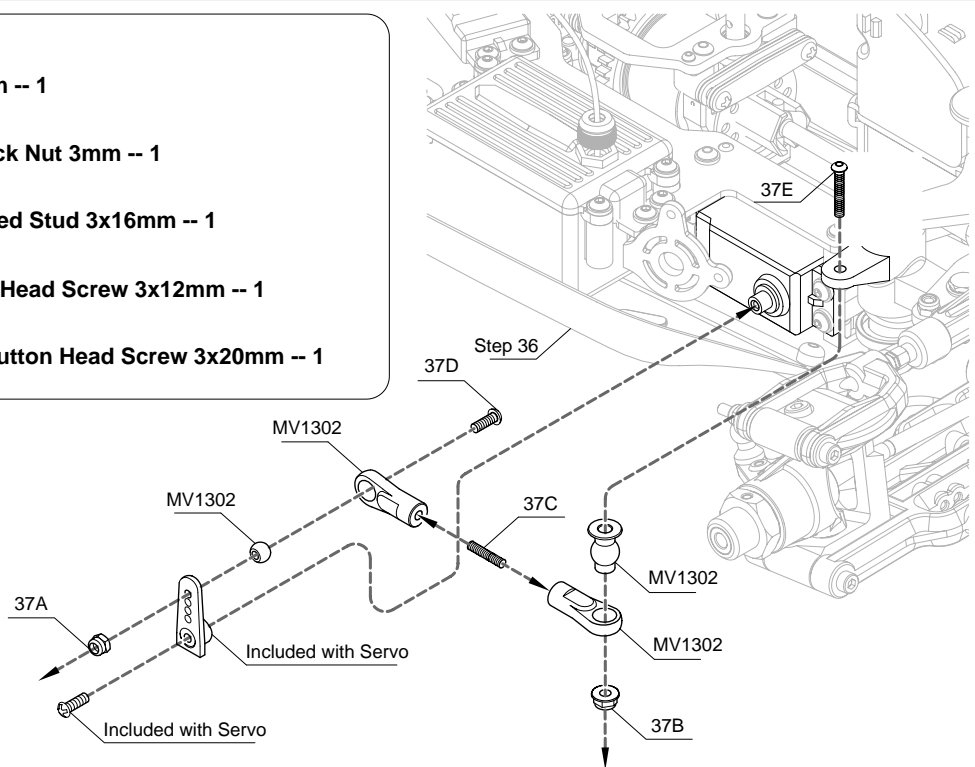
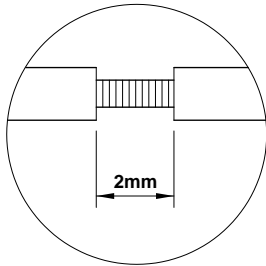
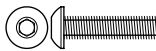
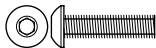
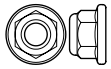


For Rear



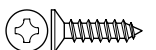
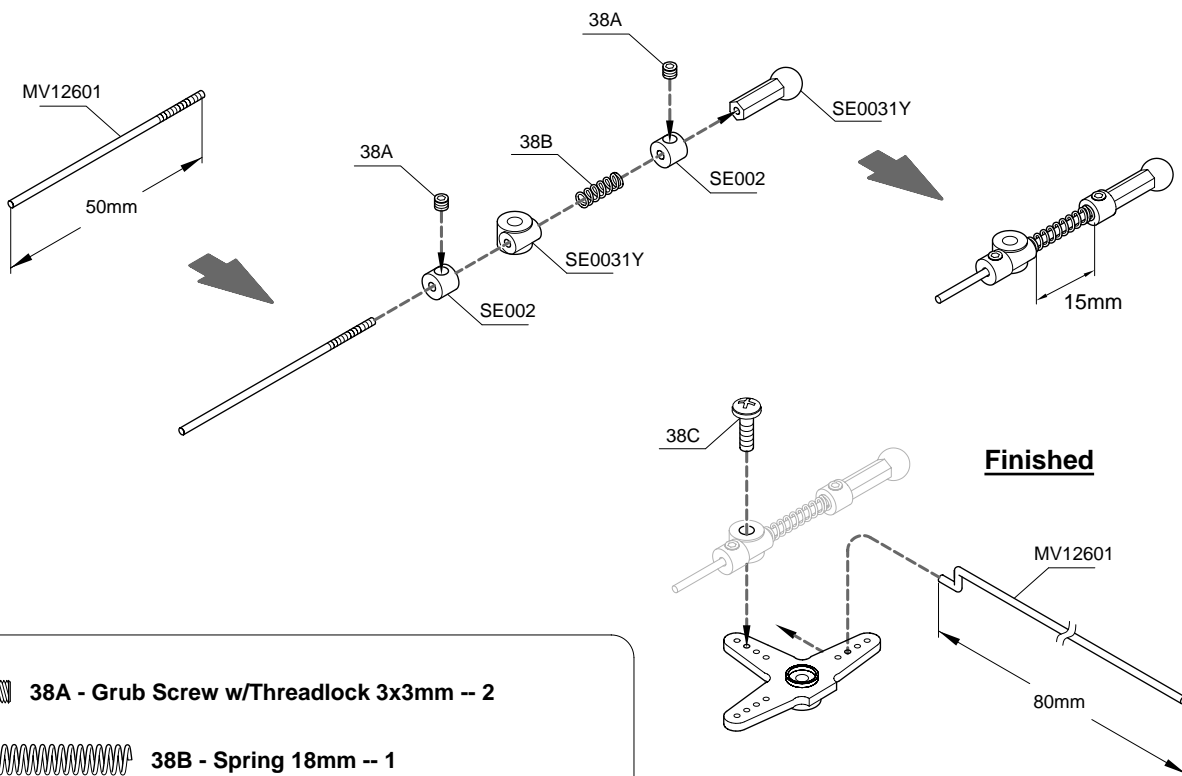
Step 37

Steering Linkage



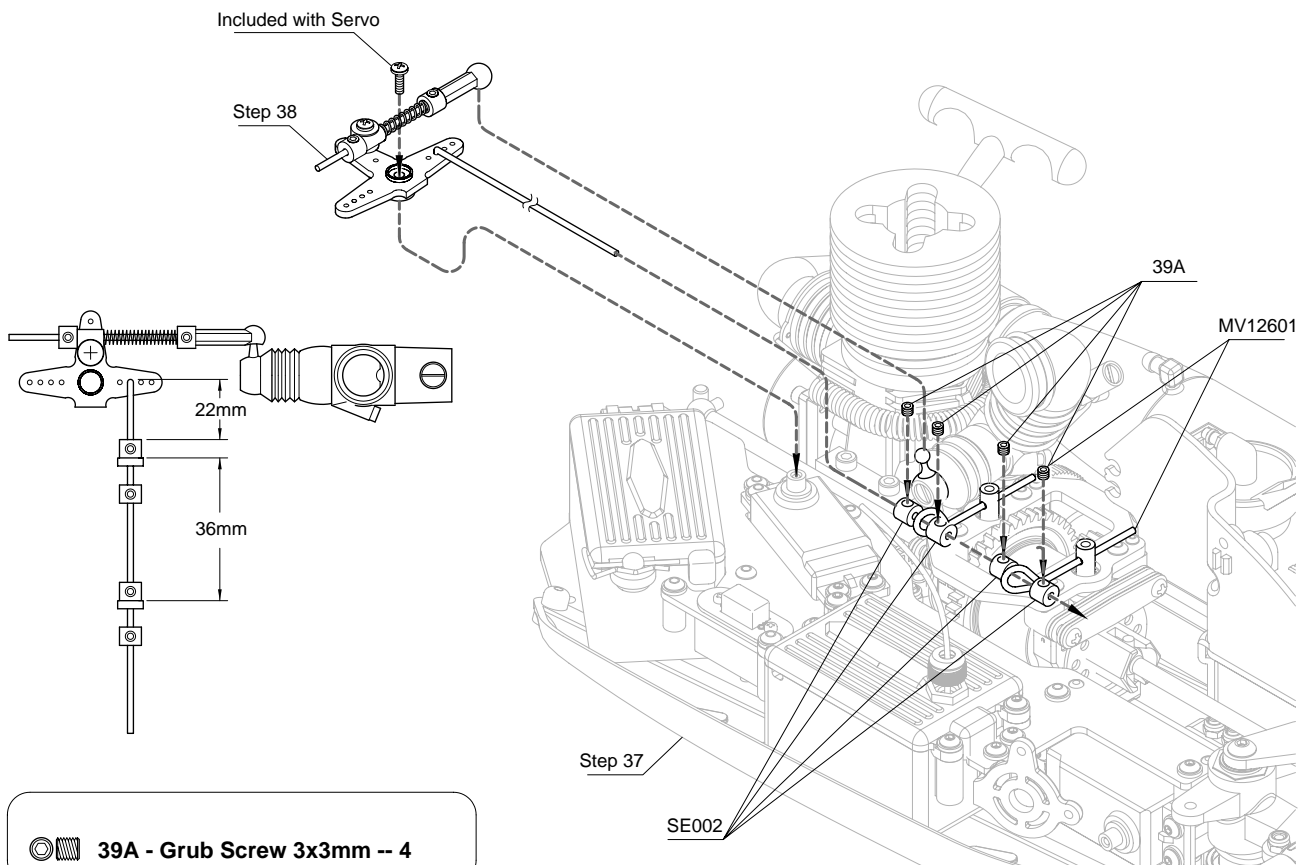
Step 38

Throttle and Brake Linkage



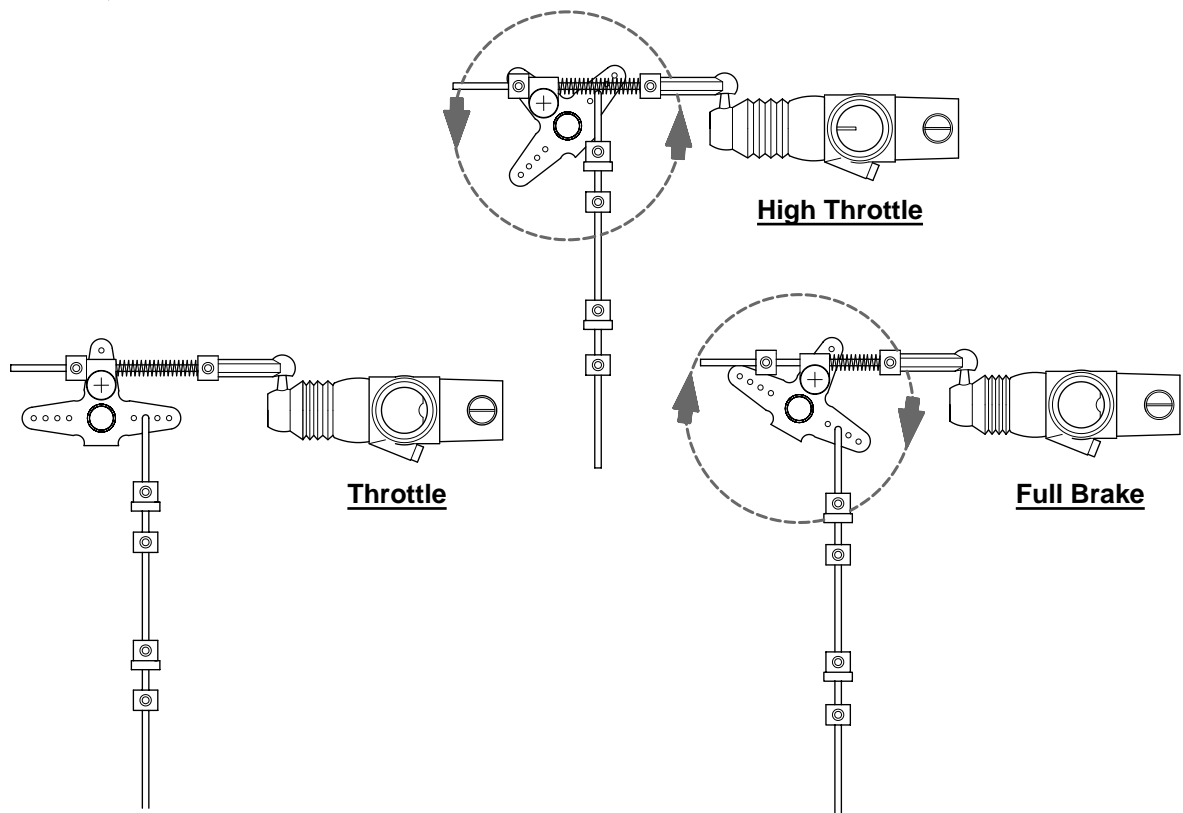
Step 39

Throttle and Gas-Linkage



Step 40

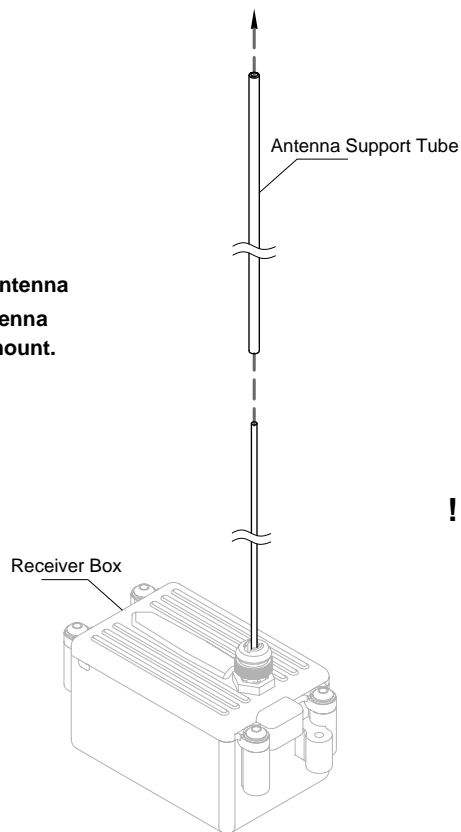
Throttle and Gas-Linkage



Step 41

Antenna Support Tube Mounting

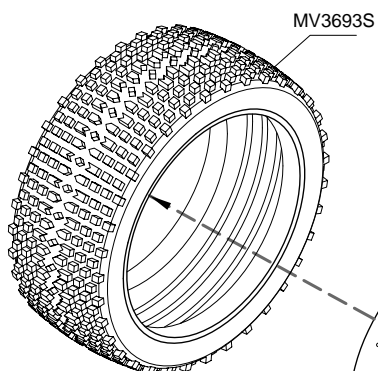
! Slide the antenna through the antenna support tube, then push the antenna support tube into the antenna mount.



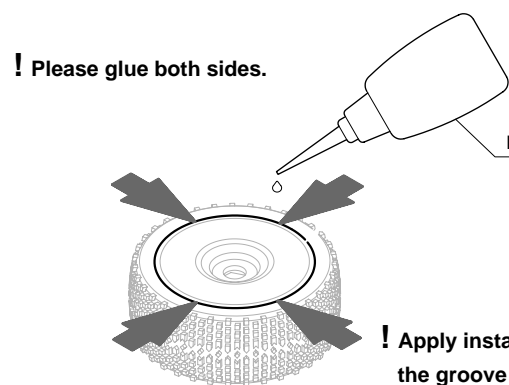
! DO NOT cut the excess antenna shorter. Allow the excess antenna wire to hang out beyond the end of antenna support tube.

Step 42

Wheels and Tyres



MV3693S

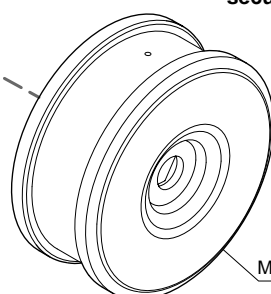


! Please glue both sides.

! Apply instant cement into the groove of the wheel.

! Use small amount instant cement into the groove of the wheel. Make sure the tire is secure on the wheel.

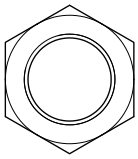
For Right and Left Sides (x4)



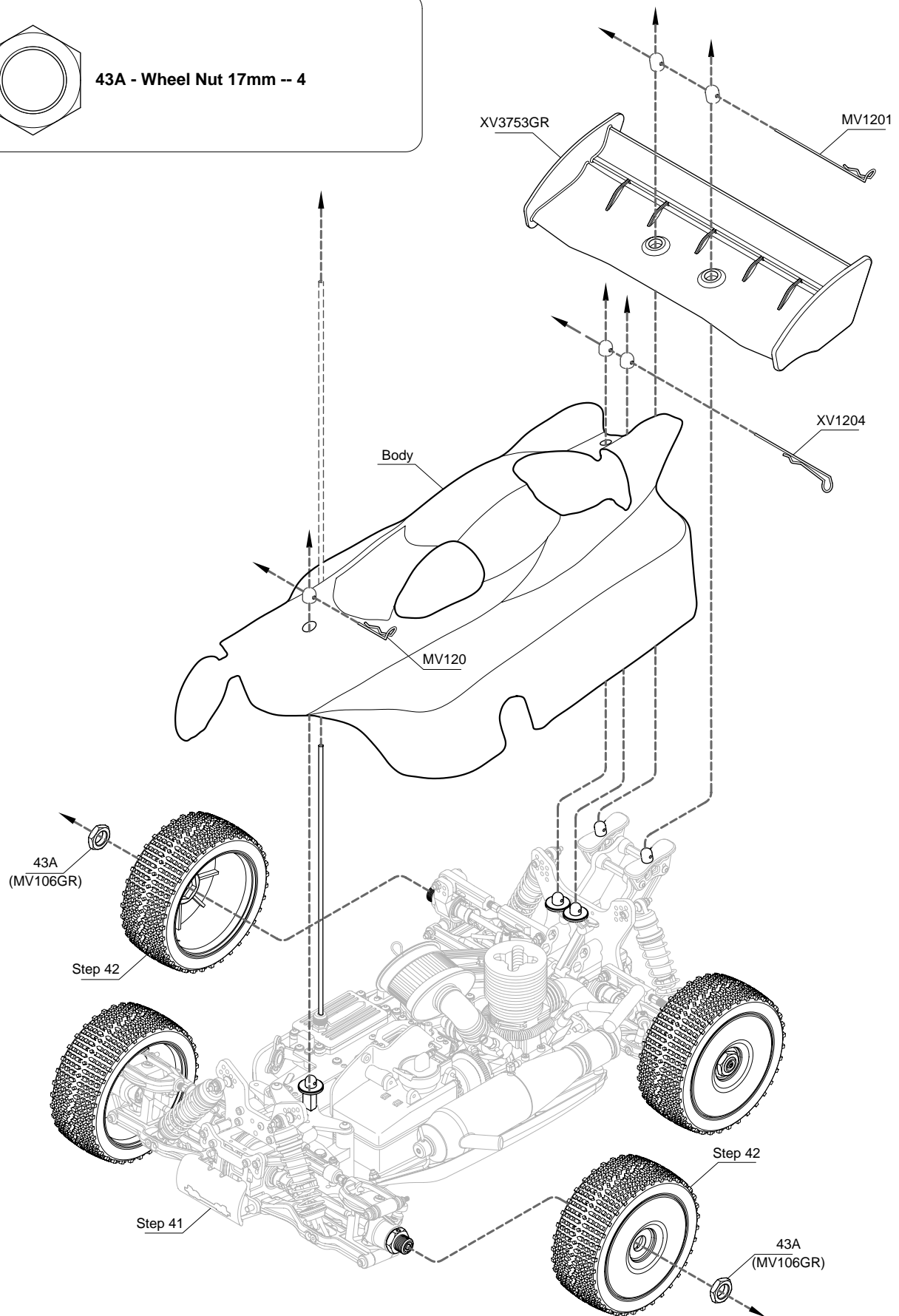
MV37004GR

Step 43

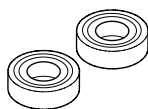
Wheels, Body and Wing Mounting



43A - Wheel Nut 17mm -- 4

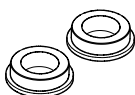


DOMINATOR XP 4WD NITRO BUGGY REPLACEMENT PARTS LIST



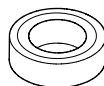
BB0306025

Ball Bearings 3x6x2.5mm



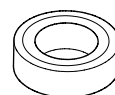
BB0508025T

Flanged Ball Bearings 5x8x2.5mm



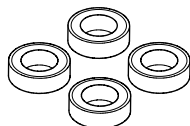
BB051004

Ball Bearing 5x10x4mm



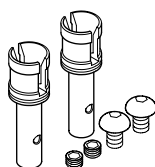
BB081605

Ball Bearing 8x16x5mm



BU061003


Bushings 6x10x3mm



MV105

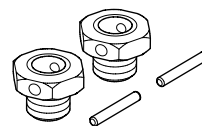
L=43mm

Wheel Shafts



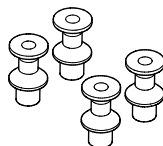
MV106GR

Wheel Nuts - Green



MV107GR

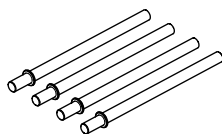
Hex Hubs 17mm - Green



MV110

L=14.2mm

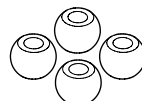
Shock Mounting Studs



MV11101

L=67.5mm

Lower Hinge Pins



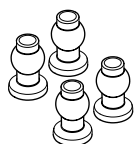
MV112

Balls - Steel 6.9x4.9mm



MV113

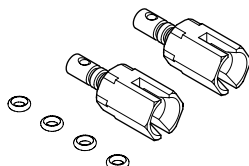
Balls - Steel 7x3mm



MV11303

L=12.5mm

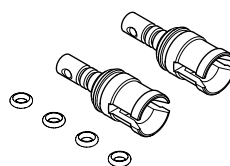
7x3mm Ball with Flange



MV11711

L=36mm

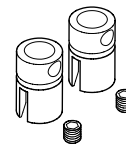
Brake Output Joints



MV11721

L=36mm

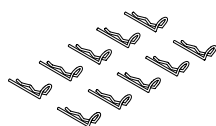
Differential Output Joints



MV1173

L=21mm

Pinion Output Joints



MV120

L=27mm

Body Clips Type "R"



MV1201

L=80mm


Body Clips Type "R"



XV1204

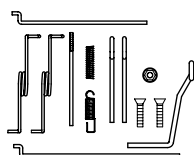
L=65mm

Body Clips Type "R"



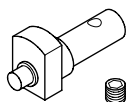
MV1241

3-Shoe Clutch Kit w/1.0mm Springs



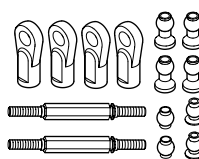
MV12601

Linkages & Tuned Pipe Mount Set



MV1261

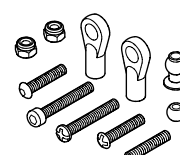
Brake Cam



MV1301

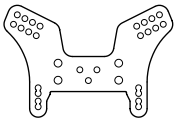
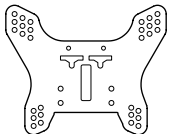

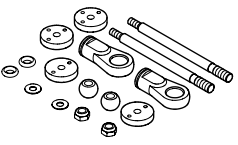
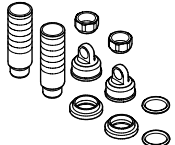
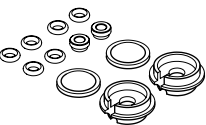
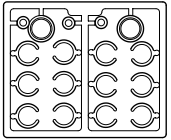
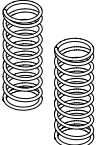

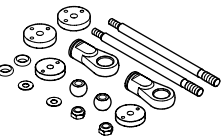
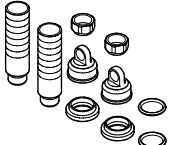


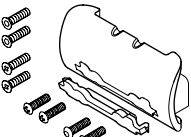
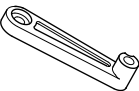
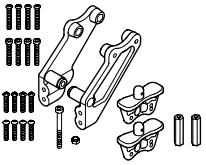

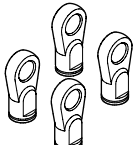
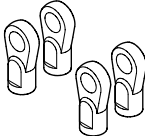
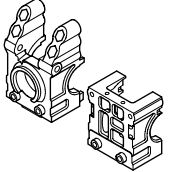
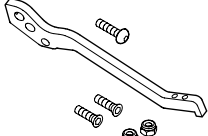
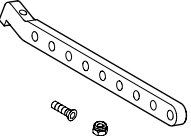
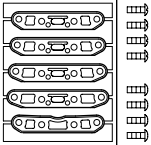

L=48mm

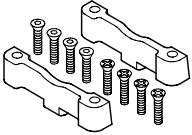

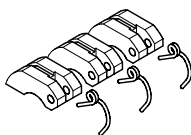

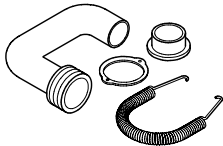

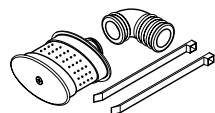
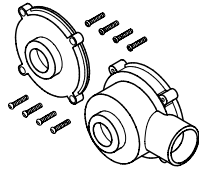
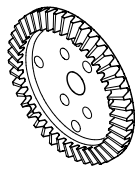

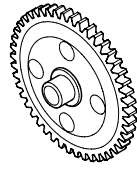
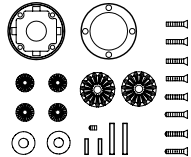
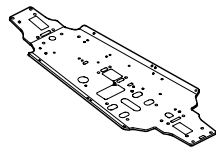
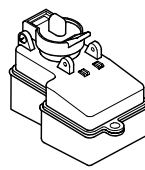
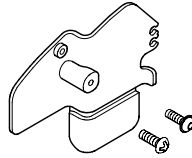
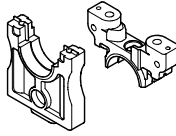
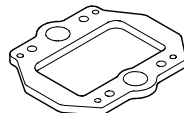
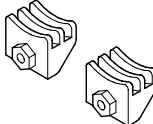
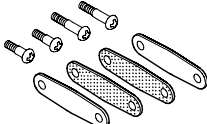
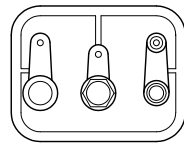
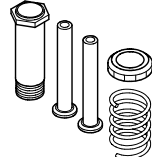

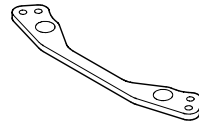
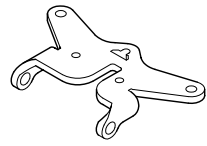
Steering Rod Set 4mm (Tie-Rods)


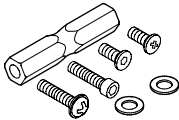
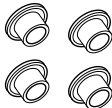
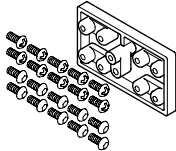
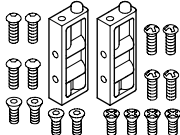
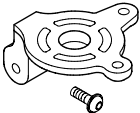
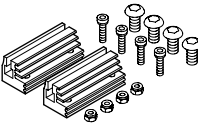
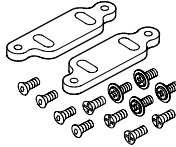
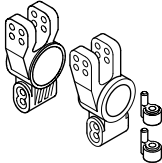
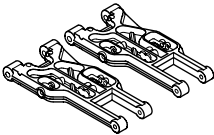
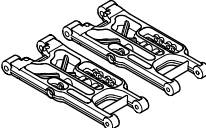
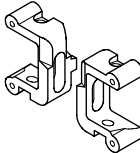
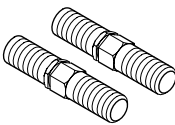
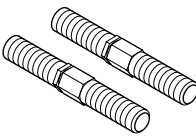
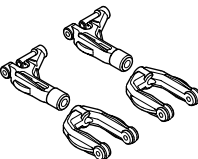
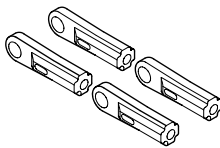
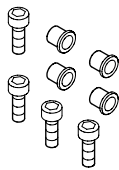
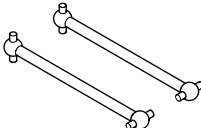
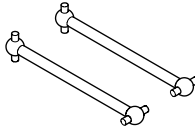
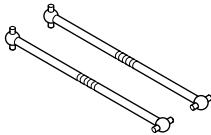
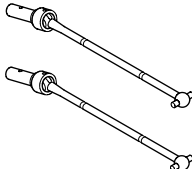
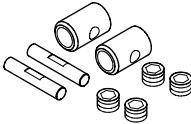
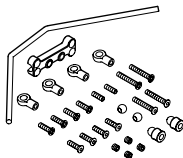
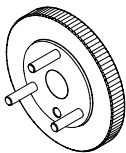





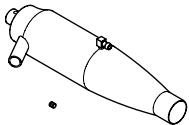

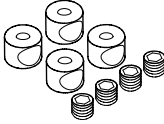
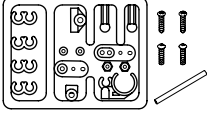
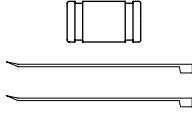

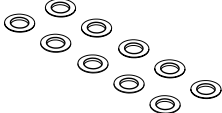
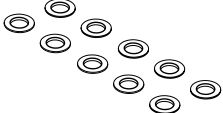
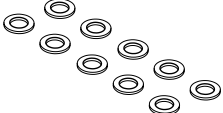
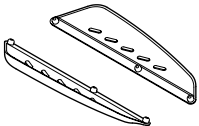
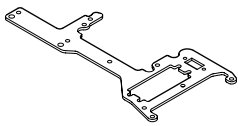
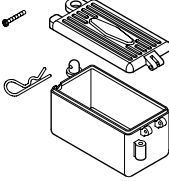
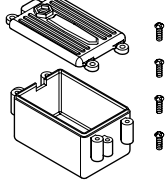
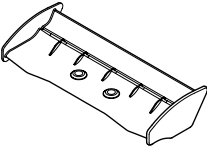
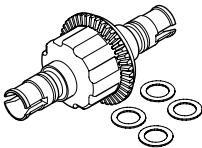
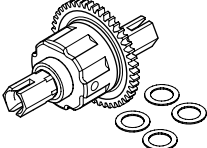
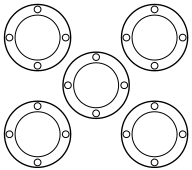
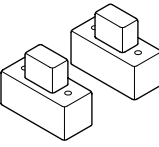
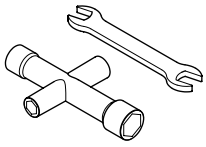
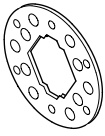
MV1302

Steering Servo Rod Set

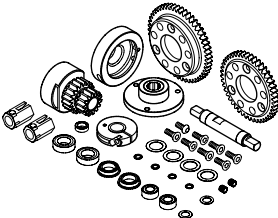
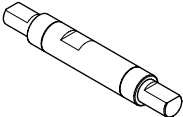
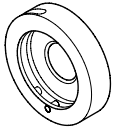
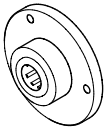
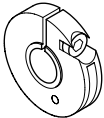
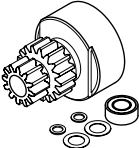
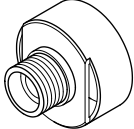
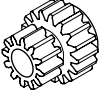
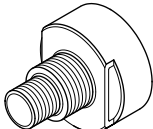


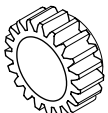
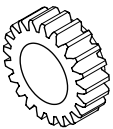
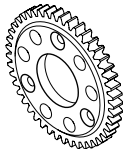
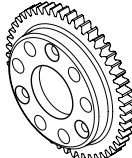
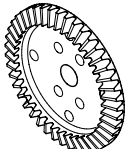

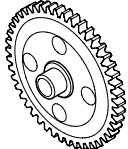





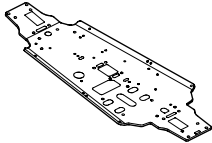
			
MV1325GR	MV1335GR	MV134	MV138011 L=52mm
Front Shock Tower 4mm - Green	Rear Shock Tower 4mm - Green	Wheel Hubs - Front	Front Shock Shaft Set 3.5mm
			
33B450GR L=45mm	MV138016	MV1382	MV1383W15 L=58mm
Front Shock Body Set 3.5mm - Green	Shock Rebuild Kit	Shock Spring Spacer & Bushing Set	Front Shock Springs 1.5mm - White
			
34B980A01 L=108mm	MV139011 L=61mm	33B530GR L=53mm	MV1393W15 L=80.5mm
Front Shock Set w/White Springs	Rear Shock Shaft Set 3.5mm	Rear Shock Body Set 3.5mm - Green	Rear Shock Springs 1.5mm - White
			
34B116A01 L=125mm	MV1406GV	MV1411	MV1412
Rear Shock Set w/White Springs	Front Bumper	Wing Mount Stabilizer Rod	Wing Mount
			
MV1422	MV1592 L=22.5mm	V221524 L=22.5mm	MV16212
Body Mounts - Front/Rear	Ball Ends - 3.5mm for 7mm Ball	Ball Ends - 4mm for 7mm Ball	Gear Box Halves - Front/Rear
			
MV1624F4GR	MV1624R4GR	MV162D4	MV162D5GR
Front Chassis Brace - Green	Rear Chassis Brace - Green	Suspension Plate Holders	Front/Rear Suspension Plate - Green

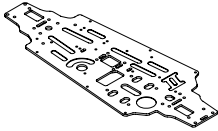
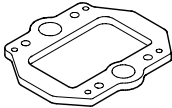
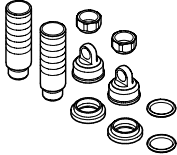
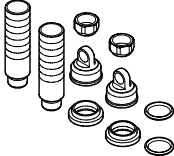





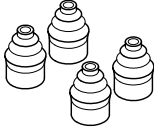
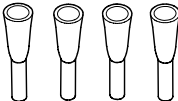
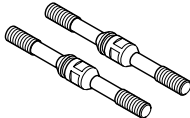
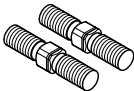
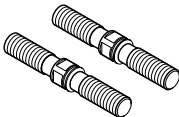

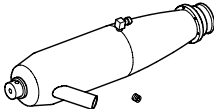
			
MV162D6	MV162U5GR	MV1981	MV204P
Suspension Holder Supports	Front Upper Suspension Plate - Green	Clutch Shoes And 1.0mm Springs	Clutch Nut For 3 - Shoe Clutch
			
MV2051G	MV2053	XV2036Y	MV2276
Exhaust Header	Exhaust Header Spring	Air Filter Assembly - Yellow	Differential Housing - Alu Cover
			
MV22811	MV22821	MV22832	MV22873
Ring Gear - 43T	Pinion Gear - 13T	Spur Gear - 48T	Differential Set - Bevel Gears
			
MV3016GR	MV3031	MV3033	MV30412
Chassis 3mm - Green	Fuel Tank - 125 c.c.	Splash Guard	Centre Differential Mount
			
MV30424GR	MV30431	MV3062	MV3071
Main Gear Plate 3mm - Green	Brake Disc Guards	Brake Pad Set	Servo Saver Plastic Parts
			
MV30731	MV3074	MV30751GR	MV30763GR
Servo Saver Metal Parts	Servo Saver Screw Set	Servo Saver Steering Plate 3mm - Green	Servo Saver Plate 3mm - Green

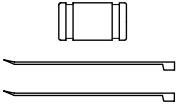
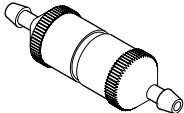
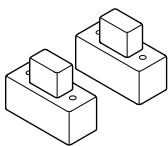
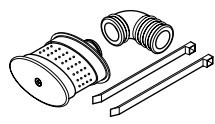
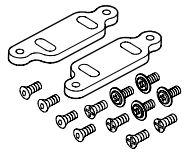










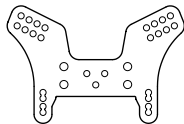

			
MV308 L=32mm	MV3081 L=27.5mm	MV303T	MV310
Radio Tray Post	Fuel Tank Post	Rivet For Full Tank	Servo Mount Set - Throttle
			
MV3103	MV3104	MV3113	MV3114GR
Servo Mount Set - Steering	Transponder Mount	Engine Mounts	Engine Mount Spacers 4mm - Green
			
MV3461	MV347F3	MV347R3	MV3481
Rear Hubs - Left/Right	Front Suspension Arms - Lower	Rear Suspension Arms - Lower	Hub Carriers - Left/Right
			
MV3491 L=25mm	MV3492 L=36mm	MV349F4	MV349R1
Front Turnbuckles 5mm - Upper	Rear Turnbuckles 5mm - Upper	Front Suspension Arms - Upper	Rear Suspension Arms - Upper
			
MV3531	MV3551 L=97.8mm	MV3552 L=90.8mm	MV3562 L=93mm
Rocker Bolts and Bushings	Rear Dog Bones - Centre	Front Dog Bones - Centre	Rear Dog Bones - Axles
			
MV3575 L=124mm	MV3574	MV3614	MV36304
CVD Universals	CVD Universal Joint Rebuild Kit	Sway Bar Set - 2.8mm	Flywheel 3-Shoe Clutch - 39mm



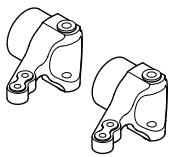
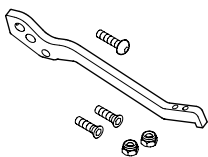
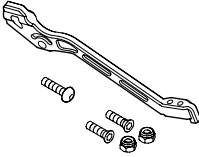
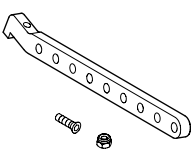
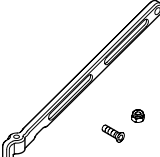

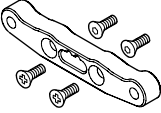
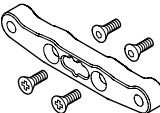
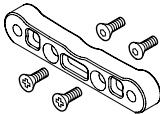
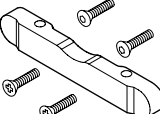
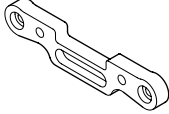
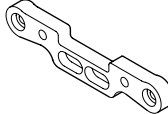
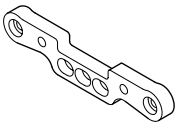
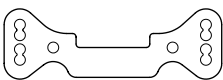
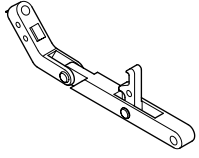
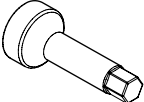
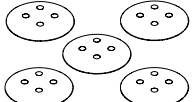
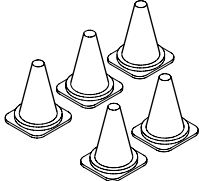
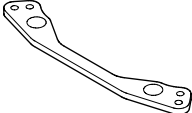
			
MV3693S	MV37004GR	MV3746	MV3761BA
Buggy Tires - Square w/Inserts	Dish Wheels - Green	Antenna Mount	2-Chamber Tuned Pipe - Black
			
MVC14T3	SE002	SE0031Y	SE009Y
Clutch Bell - 14T	Rod Stopper Set	Plastic Parts Accessories - Yellow	Exhaust Coupler - Yellow
			
ONB3X1	WWACO8X12	WWACO8X12X0.4	WWACO8X12X0.8
O-Rings for Differential Output Shafts	Differential Shims - 8x12x0.2mm	Differential Shims - 8x12x0.4mm	Differential Shims - 8x12x0.8mm
			
XV3001	MV3028GR	XV3731	XV3741
Side Guards - Left/Right	Radio Plate 2mm - Green	Battery Case	Receiver Case
			
XV3753GR	MV22873FR1	MV22873M48	MV227542
Bi-Level Wing - Green Type "X"	Front/Rear Differential 43T - Assembly	Centre Differential 48T - Assembly	Gaskets for Bevel Differentials
			
SE030Y	SE285	MV309	
Silicone Switch Cover - Yellow	Tool Set	Brake Disc	

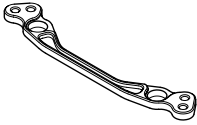
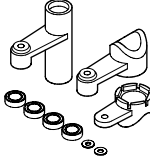
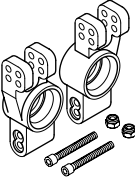
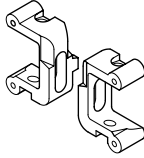
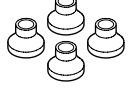
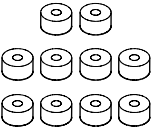

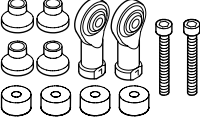
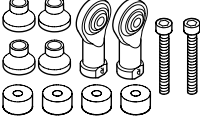
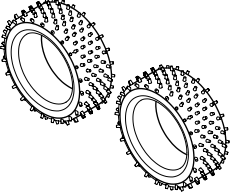
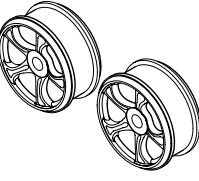




DOMINATOR XP 4WD NITRO BUGGY OPTION PARTS LIST


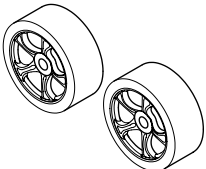
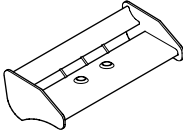
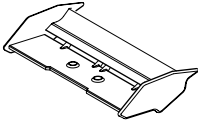
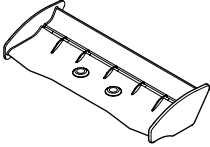
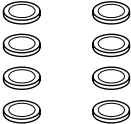
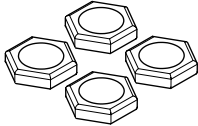




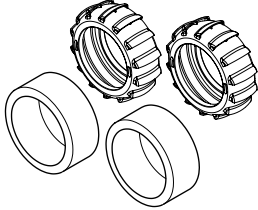
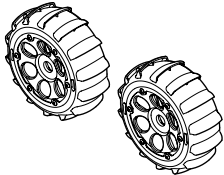
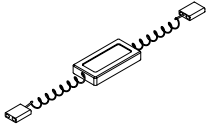
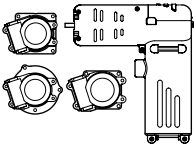
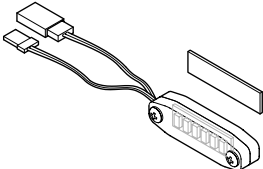

			
SEM2251	MV0472	MS3331	MS3332
2-Speed Conversion Kit - Steel	2-Speed Main Gear Shaft	2-Speed Clutch Housing	2-Speed One-Way Mount w/Bearing
			
MV3333	MV31217	MV3132	MV312171
2-Speed Clutch	2-Speed Clutch Bell - 12T/17T	2-Speed Clutch Bell for 12T/17T Pinion Gear	2-Speed Pinion Gear - 12T/17T
			
MV3131	MV3141 (Use w/MV3131)	MV3161 (Use w/MV3131)	MV3191 (Use w/MV3131)
2-Speed Clutch Bell w/O Pinion Gear	Pinion Gear - 14T	Pinion Gear - 16T	Pinion Gear - 19T
			
MV3211 (Use w/MV3131)	SEM0451	SEM0501	MV22812
Pinion Gear - 21T	2-Speed Gear - 45T Steel	2-Speed Gear - 50T Steel	Ring Gear - 43T Steel
			
MV22822	MV22831	MVC13T3	MVC15T3
Pinion Gear - 13T Steel	Spur Gear - 46T	Clutch Bell - 13T (Single Speed)	Clutch Bell - 15T (Single Speed)
			
MVC16T3	MVC17T3	MVC18T3	MV3016BA
Clutch Bell - 16T (Single Speed)	Clutch Bell - 17T (Single Speed)	Clutch Bell - 18T (Single Speed)	Chassis 3mm - Black

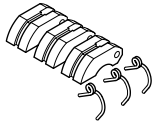
MV3016R Chassis 3mm - Red			SEM30424C Main Gear Plate 3mm - Carbon
			MV3024R Main Gear Plate 3mm - Red
	SEM3016H Chassis 3mm - 7075	MV30424BA Main Gear Plate 3mm - Black	
	33B450R Front Shock Body Set 3.5mm - Red		33B530R Real Shock Body Set 3.5mm - Red
MV138014BA L=45mm Front Shock Body Set 3.5mm - Black		MV139014BA L=53mm Rear Shock Body Set 3.5mm - Black	
		MV1383BA Front Shock Spring 1.7mm - Black MV1383R13 Front Shock Spring 1.3mm - Red MV1383Y Front Shock Spring 1.6mm - Yellow	
SEM138301 L=58mm Front Shock Spring Set	MV1383B14 L=58mm Front Shock Spring 1.4mm - Blue		SEM139301 L=80.5mm Rear Shock Spring Set
	MV1393BA Rear Shock Spring 1.7mm - Black MV1393R13 Rear Shock Spring 1.3mm - Red MV1393Y Rear Shock Spring 1.6mm - Yellow		MV1387B Shock Bump Stops - Blue
MV1393B14 L=80.5mm Rear Shock Spring 1.4mm - Blue		MV1387 Shock Bump Stops - Yellow	
	SEM1170BA CVD Dust Boots - Black		
SEM1170B CVD Dust Boots - Blue		MV1385 Dust Boots - Shock Shaft	SEM130 L=48mm Titanium Turnbuckles (Tie-Rods) 4mm
			
SEM3491 L=25mm Front Titanium Turnbuckles 5mm - Upper	SEM3492 L=36mm Rear Titanium Turnbuckles 5mm - Upper	MV2054G Linkage Manifold	MV3764G Linkage Tuned Pipe

	SE009BA Exhaust Coupler - Black	SE009R Exhaust Coupler - Red	
	SE009G Exhaust Coupler - Green		
	SE009P Exhaust Coupler - Purple		
	SE009PN Exhaust Coupler - Pink		
SE009B Exhaust Coupler - Blue			SE096 Fuel Filter
	SE030B Silicone Switch Cover - Blue		XV2036BA Air Filter Assembly - Black
	SE030BA Silicone Switch Cover - Black		
	SE030R Silicone Switch Cover - Red		
SE030 Silicone Switch Cover - Red/Yellow		XV2036B Air Filter Assembly - Blue	
	MV3114R Engine Mount Spacers 4mm - Red		
	MV3114TA Engine Mount Spacers 4mm - Titanium		
	MV3114Ti Engine Mount Spacers 4mm - Dark Titanium		
MV3114BA Engine Mount Spacers 4mm - Black		SE110 Silicone Shock Oil - 40 Wt.	SE111 Silicone Shock Oil - 100 Wt.
			
SE112 Silicone Shock Oil - 200 Wt.	SE120 Air Filter Oil	SEG010 Silicone Differential Oil - 10K Wt	SEG030 Silicone Differential Oil - 30K Wt
			
SEG050 Silicone Differential Oil - 50K Wt	SEG070 Silicone Differential Oil - 70K Wt	SEG100 Silicone Differential Oil - 100K Wt	SEG200 Silicone Differential Oil - 200K Wt
	MV1325R Front Shock Tower 4mm - Red		MV1335R Rear Shock Tower 4mm - Red
MV1325BA Front Shock Tower 4mm - Black		MV1335BA Rear Shock Tower 4mm - Black	

			SEM1341BA Front Steering Hubs - Black
SEM1325H	SEM1335H	SEM1341B	SEM1341H Front Steering Hubs - Hard Anodize
Front Shock Tower 5mm - Hard Anodize	Rear Shock Tower 5mm - Hard Anodize	Front Steering Hubs - Blue	
			
MV1624F4	MV1624F42	MV1624R4	MV1624R42
Front Chassis Brace	Front Chassis Brace	Rear Chassis Brace	Rear Chassis Brace
	MV162D5R Front/Rear Suspension Plate - Red MV162D5H Front/Rear Suspension Plate - Hard Anodize		
MV162D5BA		SEM162D4C2	SEM162D4C3
Front/Rear Suspension Plate - Black		Rear Suspension Holder 2° - Hard Anodize	Rear Suspension Holder 3° - Hard Anodize
			
SEM162D4H	SEM162D6	SEM349FR0	SEM349FR2
Front Suspension Holder - Hard Anodize	Suspension Holder Support - Hard Anodize	Upper Suspension Plate 0° - Hard Anodize	Upper Suspension Plate 2° - Hard Anodize
		MV162U5R Front Upper Suspension Plate - Red	
SEM349FR3	MV162U5BA		SET007
Upper Suspension Plate 3° - Hard Anodize	Front Upper Suspension Plate - Black		Clutch Tools - Adverse
			
SE095	SE93010Y	SE93020R	MV30751BA
Wrench 17mm	Micro Corner Markers - Yellow	Racing Cones for Micros - Red	Servo Saver Steering Plate 3mm - Black

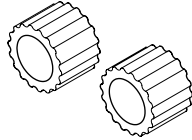
MV30751R Servo Saver Steering Plate 3mm - Red			SEM3071BA Alu Servo Saver w/Bearings - Black
SEM30751C Servo Saver Steering Plate 3mm - Carbon			SEM3071H Alu Servo Saver w/Bearings - Hard Anodize
	SEM30751H Servo Saver Steering Plate 4mm - Hard Anodize	SEM3071B Alu Servo Saver w/Bearings - Blue	
	SEM3461BA Alu Rear Hubs Left/Right - Black		
	SEM3461H Alu Rear Hubs Left/Right - Hard Anodize		
SEM3461B Alu Rear Hubs Left/Right - Blue		SEM3481H Alu Hub Carriers Left/Right - Hard Anodize	SEM1591 Ball End Mount
			
SEM15911	SEM159135R (Use w/3.5mm Shock Shafts)	SEM15914L	SEM15914R
Foam Dust Pads	Alu Ball Bearing Shock Studs - M3.5x0.6mm	Alu Ball End Left - M4x0.7mm	Alu Ball End Right - M4x0.7mm
		MV37001GA 5-Claw Wheels - Silver	
		MV37001W 5-Claw Wheels - White	
		MV37001Y 5-Claw Wheels - Yellow	
MV3692 Tyre - Multi Spike	MV37001BA 5-Claw Wheels - Black		MV37002BA Blade Wheels - Black
MV37002GA Blade Wheels - Silver	MV37002Y Blade Wheels - Yellow		MV37003GA 10-Claw Wheels - Silver
MV37002GA2 Blade Wheels - Smoke Silver			MV37003W 10-Claw Wheels - White
MV37002GR Blade Wheels - Gray			MV37003Y 10-Claw Wheels - Yellow
MV37002W Blade Wheels - White			
	MV37004W Dish Wheels - White		MV3861W Pre-Trued Foam Tyre/Blade Wheels - White
	MV37004Y Dish Wheels - Yellow		MV3861Y Pre-Trued Foam Tyre/Blade Wheels - Yellow
MV37004BA Dish Wheels - Black		MV3861BA Pre-Trued Foam Tyre/Blade Wheels - Black	

	MV3862W Pre-Trued Foam Tyre/10-Claw Wheels - White		MV386W Pre-Trued Foam Tyre/5-Claw Wheels - White
	MV3862Y Pre-Trued Foam Tyre/10-Claw Wheels - Yellow		MV386Y Pre-Trued Foam Tyre/5-Claw Wheels - Yellow
MV3862BA Pre-Trued Foam Tyre/10-Claw Wheels - Black		MV386BA Pre-Trued Foam Tyre/5-Claw Wheels - Black	
	MV375RE Bi-Level Wing - Red		XV3751RE Bi-Level Wing - Red Type "S"
	MV375W Bi-Level Wing - White		XV3751W Bi-Level Wing - White Type "S"
	MV375Y Bi-Level Wing - Yellow		XV3751Y Bi-Level Wing - Yellow Type "S"
MV375BA Bi-Level Wing - Black		XV3751BA Bi-Level Wing - Black Type "S"	
			MV106B Wheel Nuts - Blue
			MV106BA Wheel Nuts - Black
			MV106Ti Wheel Nuts - Dark Titanium
XV3753BA Bi-Level Wing - Black Type "X"	SEM106W Nylon Washer	MV106 Wheel Nuts	MV106R Wheel Nuts - Red
	MV107B Hex Hubs 17mm - Blue		SEM106BA Wheel Nuts w/Nylon Lock - Black
	MV107BA Hex Hubs 17mm - Black		SEM106TA Wheel Nuts w/Nylon Lock - Titanium
	MV107Ti Hex Hubs 17mm - Dark Titanium		SEM106S Wheel Nuts w/Nylon Lock - Silver
MV107 Hex Hubs 17mm	MV107R Hex Hubs 17mm - Red	SEM106B Wheel Nuts w/Nylon Lock - Blue	
			
D08B03 Rally Tyres	MV093 Tyre - Road Rage	D08B01S1 Send Tyre with Foam	D08B01SBA02AL Sand Tire+Circle Wheel Black+Insert +Wheel Plate Aluminium w/Glued
			
SRGV100 Fail Safe	SET0202 Electric Starter Set	SR100 Battery Level Indicator	SET270BAGV Clutch Tool - Black



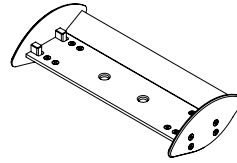
SEM1982GR

3-Shoes Clutch Shoes - 7075



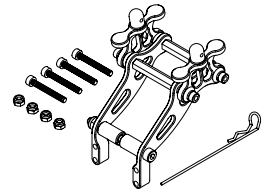
SEM2033

Prefilter Sleeves



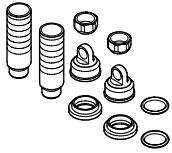
SEM375T

Alu Super Wing

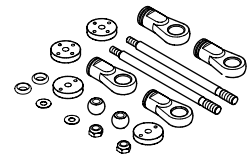
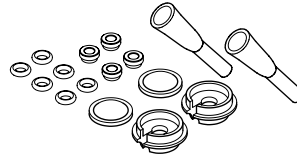
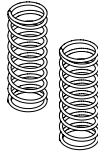


SEM1412T

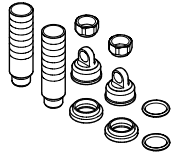
Alu Wing Mount



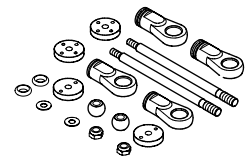

34C450HA06315WH



Shock Set - C Type (Hard Anodize)



34C530HA08315WH



Shock Set - C Type (Hard Anodize)