

<INSTRUCTION MANUAL>

**1/10th Scale Electric Off Road Buggy
& 1/10th Scale Electric On Road Sedan
& 1/10th Scale Electric Off Road Truggy**



GREAT VIGOR MODELS CO.,LTD.

**NO.523-1,SEC.3,SONGJHU ROAD,
TAICHUNG CITY 406,TAIWAN(R.O.C.)**

TEL:886-4-22910686 FAX:886-4-22932755


Http://www.gv-hobby.com.tw

e-mail:great-vigor@umail.com.tw

1/10th Scale Electric Off Road Buggy



1/10th Scale Electric On Road Sedan



1/10th Scale Electric Off Road Truggy



- **Fit a freshly charged drive battery into position and connect the battery making sure that the on/off switch on the car is in the off position.**
- **Turn on the transmitter and extend the antenna.**
- **Switch on the car.**
- **Move the right hand control stick and check that the cars front wheels move in the correct direction. If not, use the servo reversing switch marked Ch.1 to change the direction.**
- **Gentle move the left hand control stick forward. The car should move slowly forward. If not, use the servo reverse switch marked Ch.2 to change the direction.**
- **After use, the switch on the car must be turned off first and the drive battery disconnected.**
- **The transmitter can then be turned off.**

- **Adjust the right hand trim lever so that the model runs in a straight line with the stick in the neutral position.**
- **Avoid running the car in crowded areas.**
- **Make sure that no one else is using the same frequency.**
- **Avoid running the car in water. Should the radio equipment, motor or battery get wet, all the components must be thoroughly dried.**
- **Clean the car after use completely removing any sand, mud or dirt.**
- **Keep suspension, gears and bearings well lubricated.**
- **Become familiar with the car's handling before driving at high speed.**

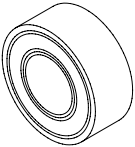
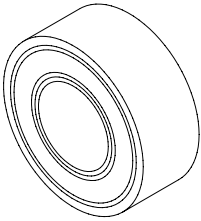
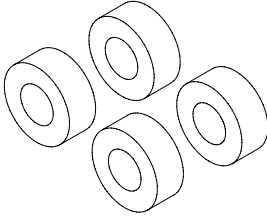
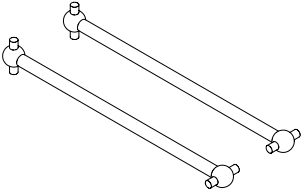
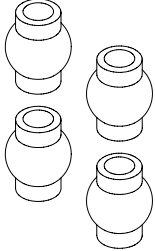
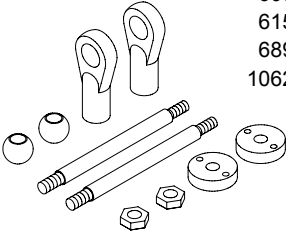
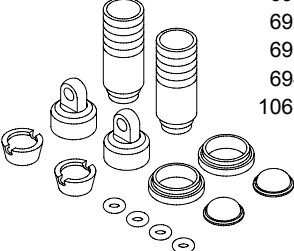
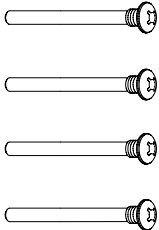
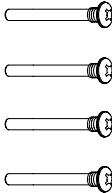
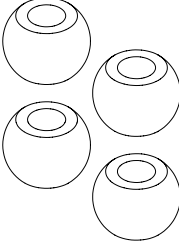
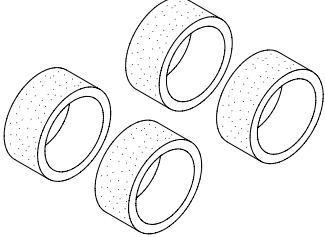
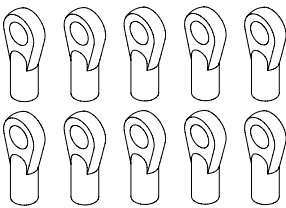
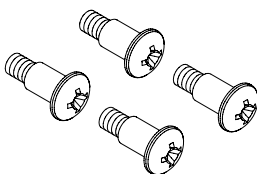
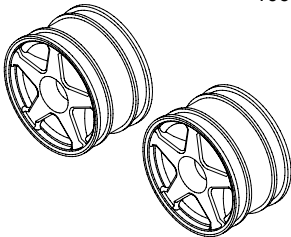
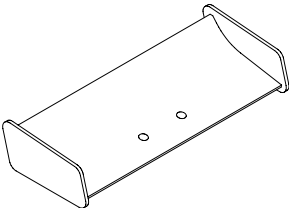
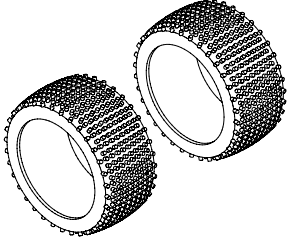
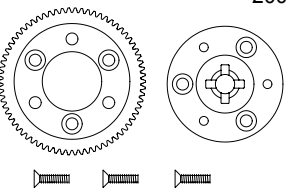
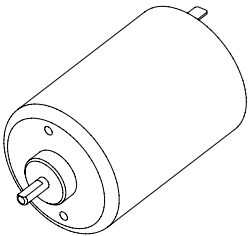
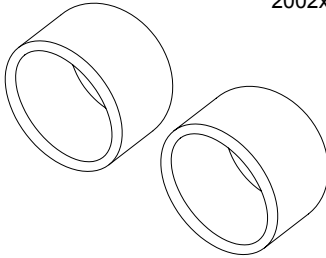
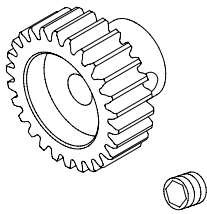
BUGGY SPARE PARTS

Gvm Part #	Description	Quantity
BB051004	BALL BEARING 5x10x4	
BB101504	BALL BEARING 10x15x4	
BU0508025	BUSHING 5x8x2.5(4PCS)	
CB104	SWING SHAFT(L=71MM,2PCS)	824x2
CB113	COPPER BALL(3MM,4PCS)	607x4
CB1381	SHOCK SHAFT"F"(L=40MM,2SET)	606x2,615x2,689x2,1062x2
CB1382	SHOCK BODY"F"(L=31.5MM,ALU COLOR)	690x2,692x2,693x2,694x2,1063x2
CB1382B	SHOCK BODY"F"(L=31.5MM,BLUE COLOR)	690x2,692x2,693x2,694x2,1063x2
CB1382BA	SHOCK BODY"F"(L=31.5MM,BLACK COLOR)	690x2,692x2,693x2,694x2,1063x2
CB1382P	SHOCK BODY"F"(L=31.5MM,PURPLE COLOR)	690x2,692x2,693x2,694x2,1063x2
CB1382TA	SHOCK BODY"F"(L=31.5MM,TITANIUM COLOR)	690x2,692x2,693x2,694x2,1063x2
CB150A	HUB STUD(DOWN,L=22.5MM,4PCS)	826x4
CB150S	HUB STUD(UP,L=13.5MM,4PCS)	827x4
CB1591	BALL(ALU,4PCS)	615x4
CB214	1/10 INNER FOAM	1065x4
CB215	BALL END(10PCS)	606x10
CB353	ROCKER ARM PIN(4PCS)	1066x4
CB370	WHEEL "STAR"(2PCS,ALU COLOR)	1068x2
CB370B	WHEEL "STAR"(2PCS,BLACK COLOR)	1068x2
CB370G	WHEEL "STAR"(2PCS,GOLD COLOR)	1068x2
CB370S	WHEEL "STAR"(2PCS,SMOKE SILVER COLOR)	1068x2
CB370W	WHEEL "STAR"(2PCS,WHITE COLOR)	1068x2
CB370Y	WHEEL "STAR"(2PCS,YELLOW COLOR)	1068x2
CB375	SPECIAL WING(WHITE COLOR)	839x1
CB375BA	SPECIAL WING(BLACK COLOR)	839x1
CB3771	ARROW TIRES	1998x2
EL0061	MAIN GEAR & MAIN GEAR MOUNT	1999x1,2000x1
EL007	MOTOR - 540	2001x1
EL00702	DUSTPROOF FOR MOTOR	2002x1
EL0221	MOTOR PINION GEAR(22T FOR BUGGY)	2003x1
EL032	UPPER ROD(L=60MM,2PCS)	2004x2
EL110	TRANSMISSION MOUNT	2006x1
EL111	SERVO MOUNT	2007x2
EL1111	LOWER HINGE PIN	2008x4
EL120	SNAP PIN "R"(L=18MM,10PCS)	2082x10
EL130	UPPER ROD (L=40MM,2PCS)	2009x2
EL1321	SHOCK TOWER FRONT(FOR BUGGY)	2010x1
EL1331	SHOCK TOWER REAR(FOR BUGGY)	2011x1
EL1383G12	SHOCK SPRING(L=50MM,R=1.2MM)	2013x2
EL138TG12	SHOCK ABSORBER "F"	
EL1393G12	SHOCK SPRING(L=69MM,R=1.2MM)	2014x2
EL139TG12	SHOCK ABSORBER "R"	
EL1411	WING MOUNT	2015Lx1,2016Rx1,2017x2,2018x2,2062x1
EL16212	GEAR BOX	2019x1,2020x1
EL162D2	SUSPENSION PLATE "F"	2021x1
EL162D3	SUSPENSION PLATE "R"	2022x1
EL162D4	SUSPENSION HOLDER SET(0~3 DEGREE)	2023x1,2024x1,2025x1,2026x1
EL1651	BUGGY BODY SUPPORT	2027x3
EL2230	DIFF. CAP SCREW & TOOL	2028x1,2029x1
EL2276	DIFF. HOUSING	2030x1,2031x1
EL2281	BEVEL GEAR 44T	2032x1

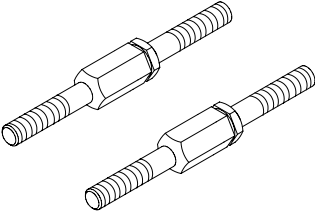
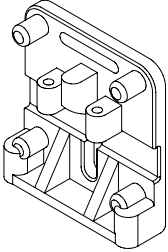
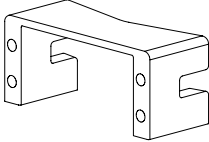
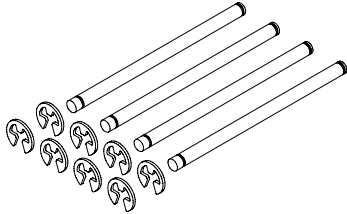
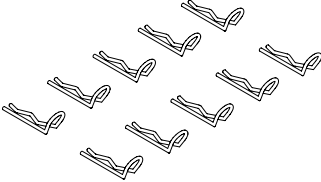
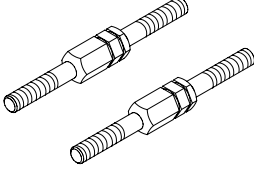
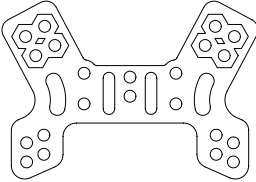
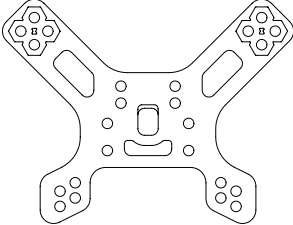

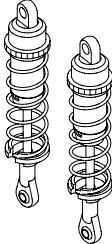

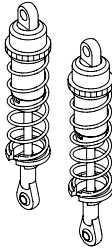
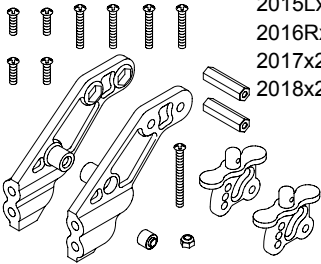
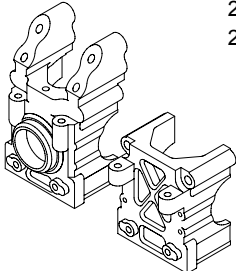
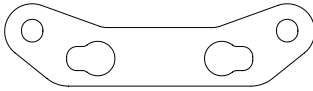
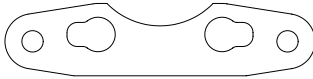
BUGGY SPARE PARTS

Gvm Part #	Description	Quantity
EL2282	PINION GEAR 16T	2033x1
EL2283	DIFF. WASHER	2034x2
EL2284	THRUST WASHER	2035x2
EL2285	DIFF.BALL(2MMx12& 2.5MMx24)	2036x12,2037x24
EL2286	DIFF. SPRING	2038x1
EL2287	DIFF. JOINT(L=27.1MM)	2039x1
EL2288	DIFF. JOINT(L=33.2MM)	2040x1
EL2289	PINION GEAR SHAFT"F"	2041x1
EL2290	PINION GEAR SHAFT"R"	2042x1
EL3011	CHASSIS	2043x1
EL3021	RADIO PLATE	2044x1
EL3041	MOTOR MOUNT	2045x1
EL3071	SERVO SAVER PLASTIC	2046x1,2047x1,2048x1
EL3073	SERVO SAVER METAL SET	153x2,2049x1,2050x1,2051x1,2052x2,2053x1,2068x1,2088x1
EL3402	HANDLE KNOE REAR	2080x1
EL3461	HUB REAR	2054x2
EL347F	SUSPENSION ARM LOWER "F"	2055x2
EL347R	SUSPENSION ARM LOWER "R"	2056x2
EL3551	SWING SHAFT	2057x1
EL3612	STABILIZING MOUNT	2059x2,2060x2,2061x4,606x8,615x4
EL3741	BATTERY PLATE	2063x1,2064x2
EL667	PRO ELECTRIC TRANSMISSION	
MV120	SNAP PIN "R"(L=27MM,10PCS)	10x10
MV1401	BUMPER(FOR BUGGY)	48x1
MV3746	ANTENNA MOUNT(ALU COLOR/ALU)	1623x1
MV3746B	ANTENNA MOUNT(BLUE COLOR/ALU)	1623x1
MV3746P	ANTENNA MOUNT(PURPLE COLOR/ALU)	1623x1
PINR15x78	PIN1.5x7.8(4PCS)	
PINR20x98	PIN2.0x9.8(4PCS)	
SE002	ROD STOPPER SET(4PCS)	153x4
V21051	SHAFT(36.9MM,2PCS)	686x2
V21071	DRIVER WASHER HEX.(4PCS)	687x4
V2348	HUB CARRIER	1059x2
V2357M	CVD UNIVERSAL JOINT(L=100MM,2PCS)	
VA134	WHEEL HUB FRONT	2012x2
VB11208	SHOCK SHAFT"R"(L=47,2SET)	606x2,615x2,689x2,2065x2
VB11209B	SHOCK BODY REAR"R"(L=41MM,BLUE COLOR)	690x2,692x2,693x2,694x2,2066x1
VB11209BA	SHOCK BODY REAR"R"(L=41MM,BLACK COLOR)	690x2,692x2,693x2,694x2,2066x1
VB11209P	SHOCK BODY REAR"R"(L=41MM,PURPLE COLOR)	690x2,692x2,693x2,694x2,2066x1
VB11209TA	SHOCK BODY REAR"R"(L=41MM,TITANIUM COLOR)	690x2,692x2,693x2,694x2,2066x1
VX0241	SHOCK STUD(4PCS)	1001x4
VX103	JOINT(ALU,L=16MM)	2005x2
VX1202	SNAP PIN "R"(L=48MM,5PCS)	2067x5
VX159	SHOCK STUD W/BALL END(2PCS)	606x2,615x2

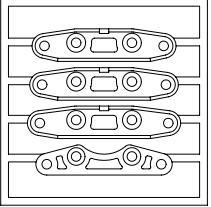
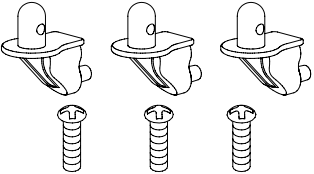
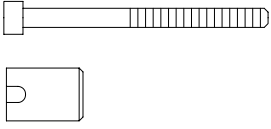
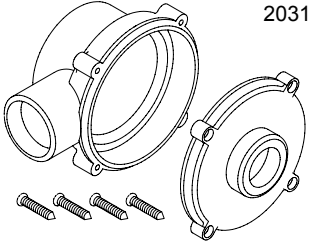


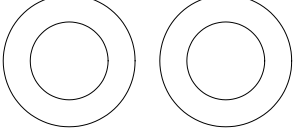
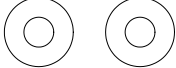

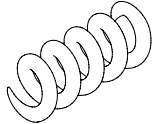
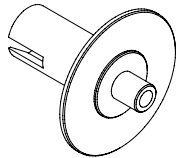
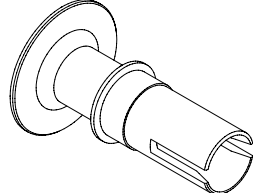
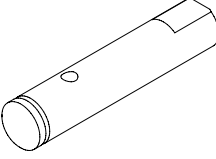
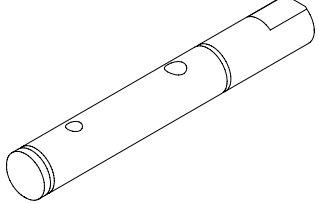
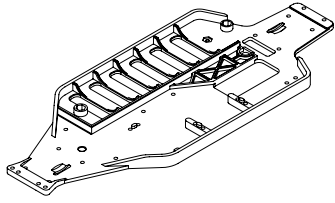
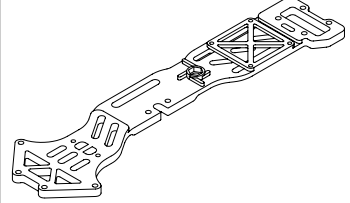
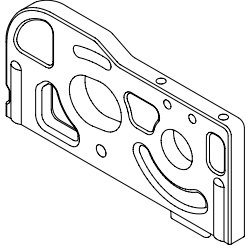
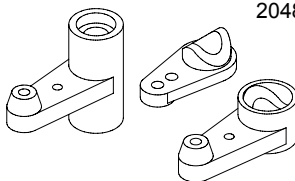
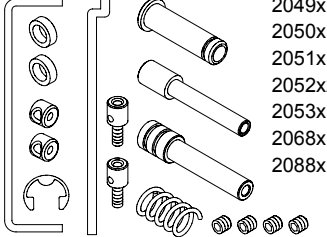
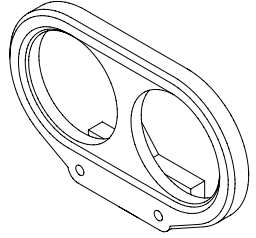
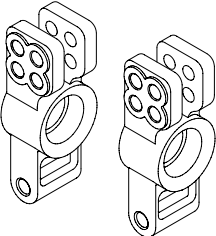
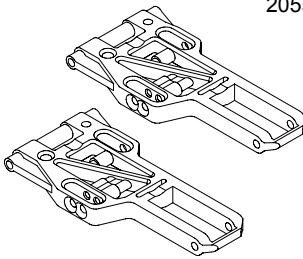
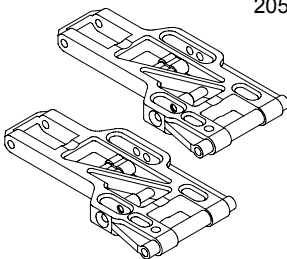
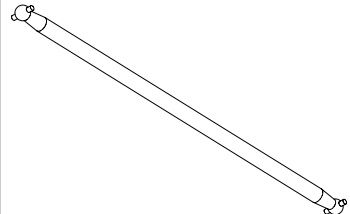
BUGGY SPARE PARTS

			 824x2
BB051004 BALL BEARING 5X10X4	BB101504 BALL BEARING 10X15X4	BU0508025 BUSHING 5X8X2.5(4PCS)	CB104 SWING SHAFT (L=71MM,2PCS)
 607x4	 606x2 615x2 689x2 1062x2	 690x2 692x2 693x2 694x2 1063x2	CB1382B SHOCK BODY "F"(L=31.5MM,BLUE) CB1382BA SHOCK BODY "F"(L=31.5MM,BLACK) CB1382P SHOCK BODY "F"(L=31.5MM,PURPLE) CB1382TA SHOCK BODY "F"(L=31.5MM,TITANIUM)
CB113 COPPER BALL (3MM,4PCS)	CB1381 SHOCK SHAFT "F"(L=40MM,2SET)	CB1382 SHOCK BODY "F"(L=31.5MM,ALU)	
 826x4	 827x4	 615x4	 1065x4
CB150A HUB STUD (DOWN,L=22.5MM,4PCS)	CB150S HUB STUD (UP,L=13.5MM,4PCS)	CB1591 BALL (ALU,4PCS)	CB214 1/10 INNER FOAM
 606x10	 1066x4	 1068x2	CB370B WHEEL "STAR" (BLACK,2PCS) CB370G WHEEL "STAR" (GOLD,2PCS) CB370S WHEEL "STAR" (SMOKE,2PCS) CB370W WHEEL "STAR" (WHITE,2PCS)
CB215 BALL END (10PCS)	CB353 ROCKER ARM PIN (4PCS)	CB370 WHEEL "STAR" (ALU,2PCS)	
CB370Y WHEEL "STAR" (YELLOW,2PCS)	 839x1	CB375BA SPECIAL WING (BLACK COLOR)	 1998x2
	CB375 SPECIAL WING (WHITE COLOR)		CB3771 ARROW TIRES
 1999x1 2000x1	 2001x1	 2002x2	 2003x1
EL0061 MAIN GEAR & MAIN GEAR MOUNT	EL007 MOTOR - 540	EL00702 DUSTPROOF FOR MOTOR	EL0221 MOTOR PINION GEAR (22T FOR BUGGY)

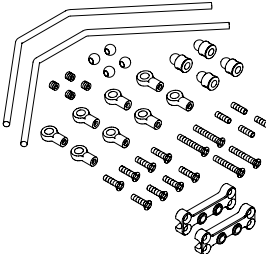
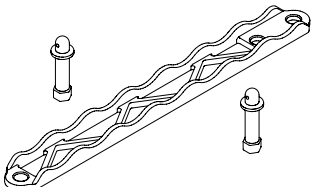
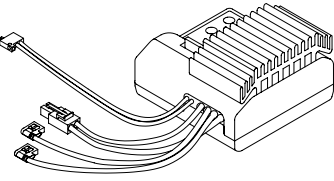
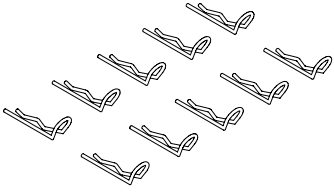
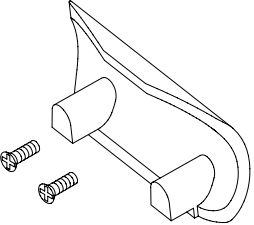
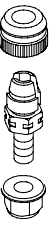
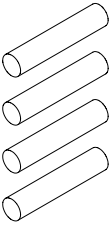
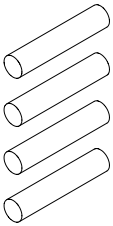
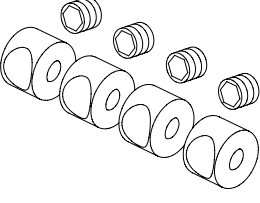
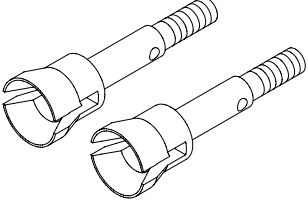
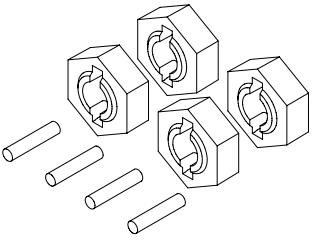
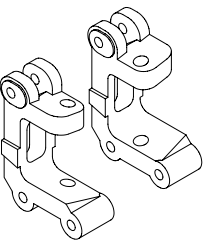
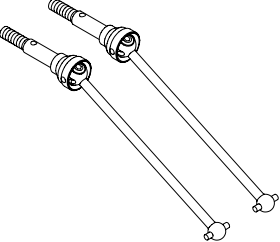

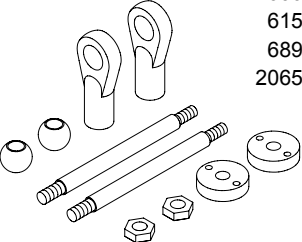
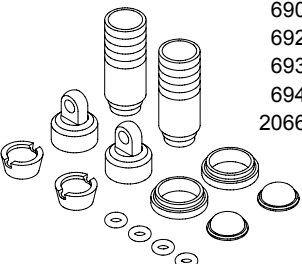

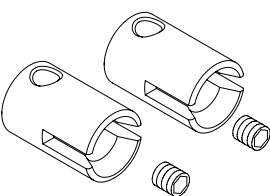
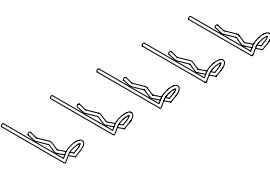
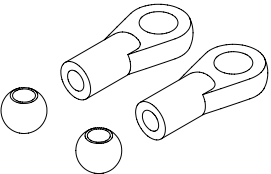
BUGGY SPARE PARTS

 2004x2		 2006x1		 2007x1		 2008x4	
EL032 UPPER ROD (L=60MM,2PCS)		EL110 TRANSMISSION MOUNT		EL111 SERVO MOUNT		EL1111 LOWER HINGE PIN	
 2082x10		 2009x2		 2010x1		 2011x1	
EL120 SNAP PIN "R" (L=18MM,10PCS)		EL130 UPPER ROD (L=40MM,2PCS)		EL1321 SHOCK TOWER "F"(FOR BUGGY)		EL1331 SHOCK TOWER "R"(FOR BUGGY)	
 2013x2				 2010x1			
EL1383G12 SHOCK SPRING (L=45MM,R=1.1MM)				EL138TG12 SHOCK ABSORBER "F"			
 2014x2				 2010x1			
EL1393G12 SHOCK SPRING (L=80MM,R=1MM)				EL139TG12 SHOCK ABSORBER "R"			
 2015Lx1 2016Rx1 2017x2 2018x2		 2019x1 2020x1		 2021x1			
EL1411 WING MOUNT		EL16212 GEAR BOX		EL162D2 SUSPENSION PLATE "F"			
		 2022x1					
		EL162D3 SUSPENSION PLATE "R"					

BUGGY SPARE PARTS

 <p>2023x1 2024x1 2025x1 2026x1</p>	 <p>2027x3</p>	 <p>2028x1 2029x1</p>	 <p>2030x1 2031x1</p>
EL162D4 SUSPENSION HOLDER SET(0~3DEGREE)	EL1651 BUGGY BODY SUPPORT	EL2230 DIFF. CAP SCREW & TOOL	EL2276 DIFF. HOUSING
 <p>2032x1</p>	 <p>2033x1</p>	 <p>2034x2</p>	 <p>2035x2</p>
EL2281 BEVEL GEAR 44T	EL2282 PINION GEAR 16T	EL2283 DIFF. WASHER	EL2284 THRUST WASHER
 <p>2036x12 2037x24</p>	 <p>2038x1</p>	 <p>2039x1</p>	 <p>2040x1</p>
EL2285 DIFF. BALL (2MMx12&2.5MMx24)	EL2286 DIFF. SPRING	EL2287 DIFF. JOINT (L=27.1MM)	EL2288 DIFF. JOINT (L=33.2MM)
 <p>2041x1</p>	 <p>2042x1</p>	 <p>2043x1</p>	 <p>2044x1</p>
EL2289 PINION GEAR SHAFT" F"	EL2290 PINION GEAR SHAFT" R"	EL3011 CHASSIS	EL3021 RADIO PLATE
 <p>2045x1</p>	 <p>2046x1 2047x1 2048x1</p>	 <p>153x2 2049x1 2050x1 2051x1 2052x2 2053x1 2068x1 2088x1</p>	 <p>2080x1</p>
EL3041 MOTOR MOUNT	EL3071 SERVO SAVER PLASTIC	EL3073 SERVO SAVER METAL SET	EL3402 HANDLE KONE REAR
 <p>2054x2</p>	 <p>2055x2</p>	 <p>2056x2</p>	 <p>2057x1</p>
EL3461 HUB REAR	EL347F SUSPENSION ARM LOWER " F"	EL347R SUSPENSION ARM LOWER " R"	EL3551 SWING SHAFT

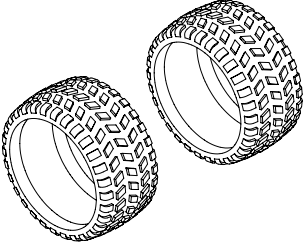
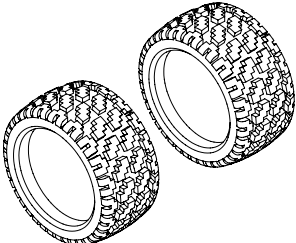
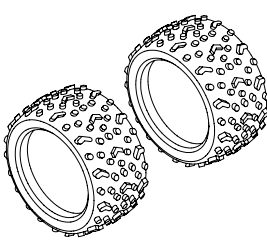
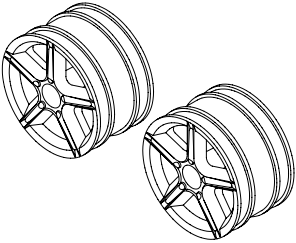
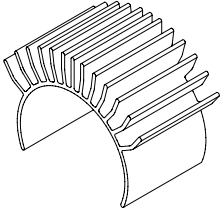
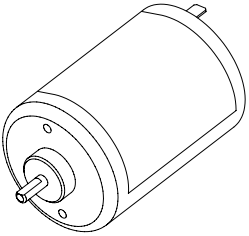
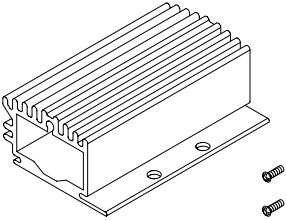

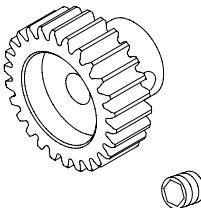
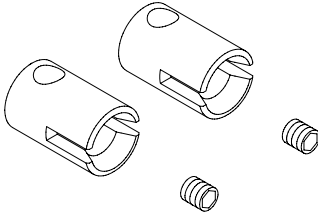
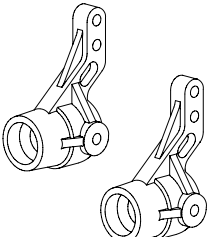
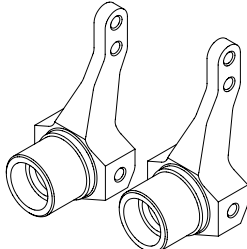



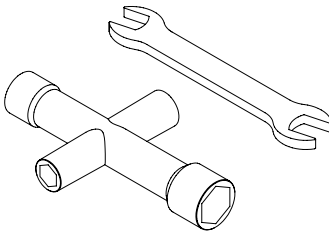
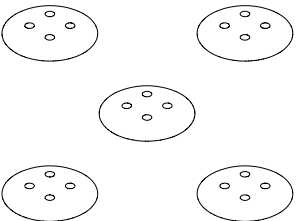
BUGGY SPARE PARTS

 <p>2059x2 2060x2 2061x4 606x8 615x4</p>	 <p>2063x1 2064x2</p>		 <p>10x10</p>
EL3612 STABILIZING MOUNT	EL3741 BATTERY PLATE	EL667 PRO ELECTRIC TRANSMISSION	MV120 SNAP PIN "R" (L=27MM,10PCS)
 <p>48x1</p>	 <p>1623x1</p>	MV3746B ANTENNA MOUNT (BLUE COLOR/ALU) MV3746P ANTENNA MOUNT (PURPLE COLOR/ALU)	
MV1401 BUMPER (FOR BUGGY)	MV3746 ANTENNA MOUNT (ALU COLOR/ALU)		PINR15x78 PIN1.5x7.8 (4PCS)
	 <p>153x4</p>	 <p>686x2</p>	 <p>687x4</p>
PINR20x98 PIN2.0x9.8 (4PCS)	SE002 ROD STOPPER SET(4PCS)	V21051 SHAFT (36.9MM,2PCS)	V21071 DRIVER WASHER HEX.(4PCS)
 <p>1059x2</p>		 <p>2012x2</p>	 <p>606x2 615x2 689x2 2065x2</p>
V2348 HUB CARRIER	V2357M CVD UNIVERSAL JOINT(L=100MM,2PCS)	VA134 WHEEL HUB FRONT	VB11208 SHOCK SHAFT "R"(L=47MM,2PCS)
 <p>690x2 692x2 693x2 694x2 2066x1</p>	VB11209BA SHOCK BODY "R"(L=41MM,BLACK COLOR) VB11209P SHOCK BODY "R"(L=41MM,PURPLE COLOR) VB11209TA SHOCK BODY "R"(L=41MM,TITANIUM COLOR)		 <p>1001x4</p>
VB11209B SHOCK BODY "R"(L=41MM,BLUE COLOR)			VX0241 SHOCK STUD (4PCS)
 <p>2005x2</p>	 <p>2067x5</p>	 <p>606x2 615x2</p>	
VX103 JOINT (ALU,L=16MM)	VX1202 SNAP PIN "R"(L=48MM,5PCS)	VX159 SHOCK STUD W/BALL END(2PCS)	

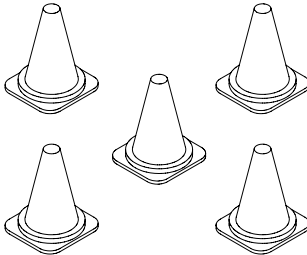


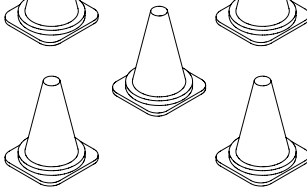




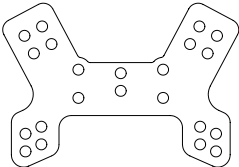
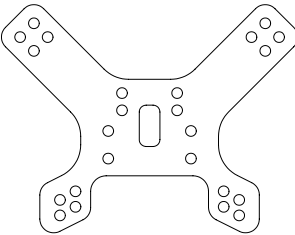
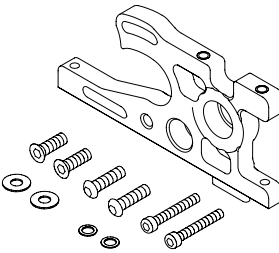
BUGGY OPTION PARTS

Gvm Part #	Description	Quantity
CB369	RACING TIRES(2PCS)	
CB36901	RALLY TIRES(2PCS)	
CB3691	BUGGY TIRES(2PCS)	
CB3701W	WHEEL (WHITE COLOR,2PCS)	
EL00701	ALUMINUM MOTOR HEAT SINK(ALU COLOR)	
EL00701B	ALUMINUM MOTOR HEAT SINK(BLUE COLOR)	
EL00701BA	ALUMINUM MOTOR HEAT SINK(BLACK COLOR)	
EL00701G	ALUMINUM MOTOR HEAT SINK(GOLD COLOR)	
EL00701P	ALUMINUM MOTOR HEAT SINKE(PURPLE COLOR)	
EL00701R	ALUMINUM MOTOR HEAT SINK(RED COLOR)	
EL0071	SPORTY MOTOR - 8014	
EL00801	ALUMINUM HEAT SINK(ALU COLOR)	
EL0241	MOTOR PINION GEAR(24T)	
EL0261	MOTOR PINION GEAR(26T)	
EL103	JOINT(L=16MM,ALU)	
EL134	1/10 WHEEL HUB FRONT	
SE033BL	FRONT HUB(ALU,2PCS,BLACK COLOR)	
SE033BU	FRONT HUB(ALU,2PCS,BLUE COLOR)	
SE033P	FRONT HUB(ALU,2PCS,PURPLE COLOR)	
SE110	SILCONE SHOCK OIL(#400,45c.c)	
SE111	SILCONE SHOCK OIL(#1000,45c.c)	
SE112	SILCONE SHOCK OIL(#2000,45c.c)	
SE285	TOOL SET	
SE93010G	MICRO CORNER MARKERS(GREEN COLOR,5PCS)	
SE93010O	MICRO CORNER MARKERS(ORANGE COLOR,5PCS)	
SE93010R	MICRO CORNER MARKERS(RED COLOR,5PCS)	
SE93010Y	MICRO CORNER MARKERS(YELLOW COLOR,5PCS)	
SE93020R	RACING CONES FOR MICROS(RED COLOR,5PCS)	
SEG010	SILICONE OIL FOR DIFF.(#10000,80g)	
SEG030	SILICONE OIL FOR DIFF.(#30000,80g)	
SEG050	SILICONE OIL FOR DIFF.(#50000,80g)	
SEG070	SILICONE OIL FOR DIFF.(#70000,80g)	
SEG100	SILICONE OIL FOR DIFF.(#100000,80g)	
SEG200	SILICONE OIL FOR DIFF.(#200000,80g)	
SEL1321	SHOCK TOWER FRONT (CARBON)	
SEL1331	SHOCK TOWER REAR (CARBON)	
SEL3041H	ALU MOTOR MOUNT	

BUGGY OPTION PARTS

			
CB369 RACING TIRE (2PCS)	CB36901 RALLY TIRE (2PCS)	CB3691 BUGGY TIRE (2PCS)	CB3701W WHEEL (COLOR=WHITE,2PCS)
	EL00701B ALUMINUM MOTOR HEAT SINK(BLUE COLOR)	EL00701R ALUMINUM MOTOR HEAT SINK(RED COLOR)	
	EL00701BA ALUMINUM MOTOR HEAT SINK(BLACK COLOR)		
	EL00701G ALUMINUM MOTOR HEAT SINK(GOLD COLOR)		
	EL00701P ALUMINUM MOTOR HEAT SINK(PURPLE COLOR)		
			
			
	SE033BU HUB "F" (ALU,BLUE COLOR)		
	SE033P HUB "F" (ALU,PURPLE COLOR)		
			
SE111 SILCONE SHOCK OIL(#1000,45C.C)	SE112 SILCONE SHOCK OIL(#2000,45C.C)	SE285 TOOL SET	SE93010G MICRO CORNER MARKERS(GREEN COLOR,5PCS)

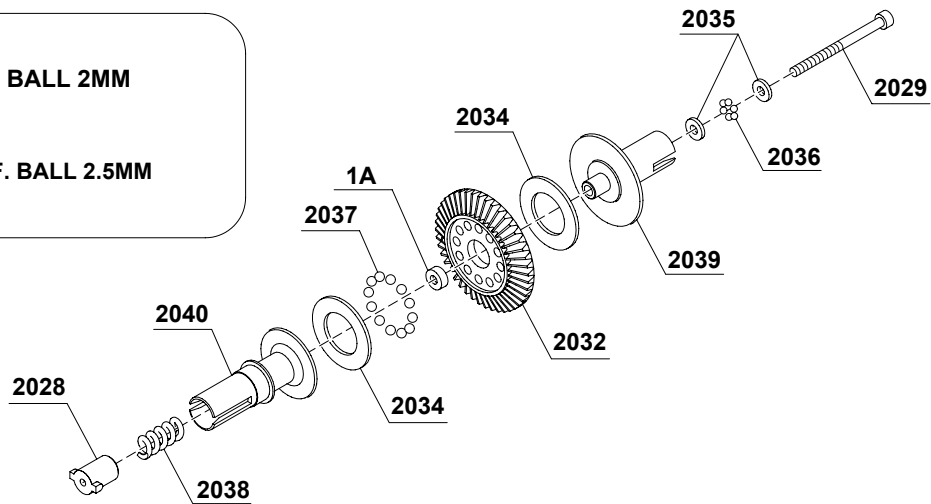
BUGGY OPTION PARTS

SE930100	MICRO CORNER MARKERS(ORANGE COLOR,5PCS)				
SE93010R	MICRO CORNER MARKERS(RED COLOR,5PCS)			SEG010	SILICONE OIL FOR DIFF.(#10000,80g)
SE93010Y	MICRO CORNER MARKERS(YELLOW COLOR,5PCS)				
	SE93020R RACING CONES FOR MICROS (RED COLOR,5PCS)		SEG010	SILICONE OIL FOR DIFF.(#10000,80g)	SEG030
					
SEG050	SILICONE OIL FOR DIFF.(#50000,80g)	SEG070	SILICONE OIL FOR DIFF.(#70000,80g)	SEG100	SILICONE OIL FOR DIFF.(#100000,80g)
					
SEL1321	SHOCK TOWER FRONT (CARBON)	SEL1331	SHOCK TOWER REAR (CARBON)	SEL3041H	ALU MOTOR MOUNT

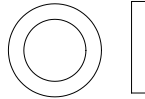
1

○ 2036--DIFF. BALL 2MM

○ 2037--DIFF. BALL 2.5MM



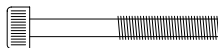
1A--BUSHING 5x8x2.5MM



2034--DIFF. WASHER 12.1x20.5x1MM

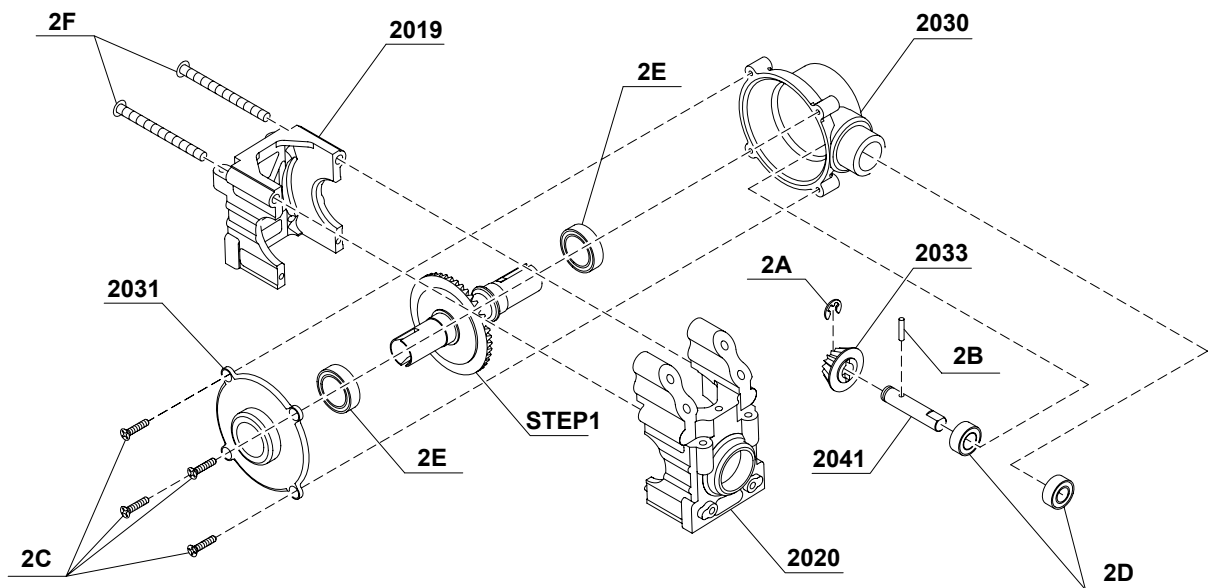


2035--DIFF. WASHER 2.6x6x1MM



2029--DIFF. CAP SCREW 2.5x30MM


2



2A--E RING 3MM




2D--BALL BEARING 5x10x4MM




2B--PIN 1.5x7.8MM



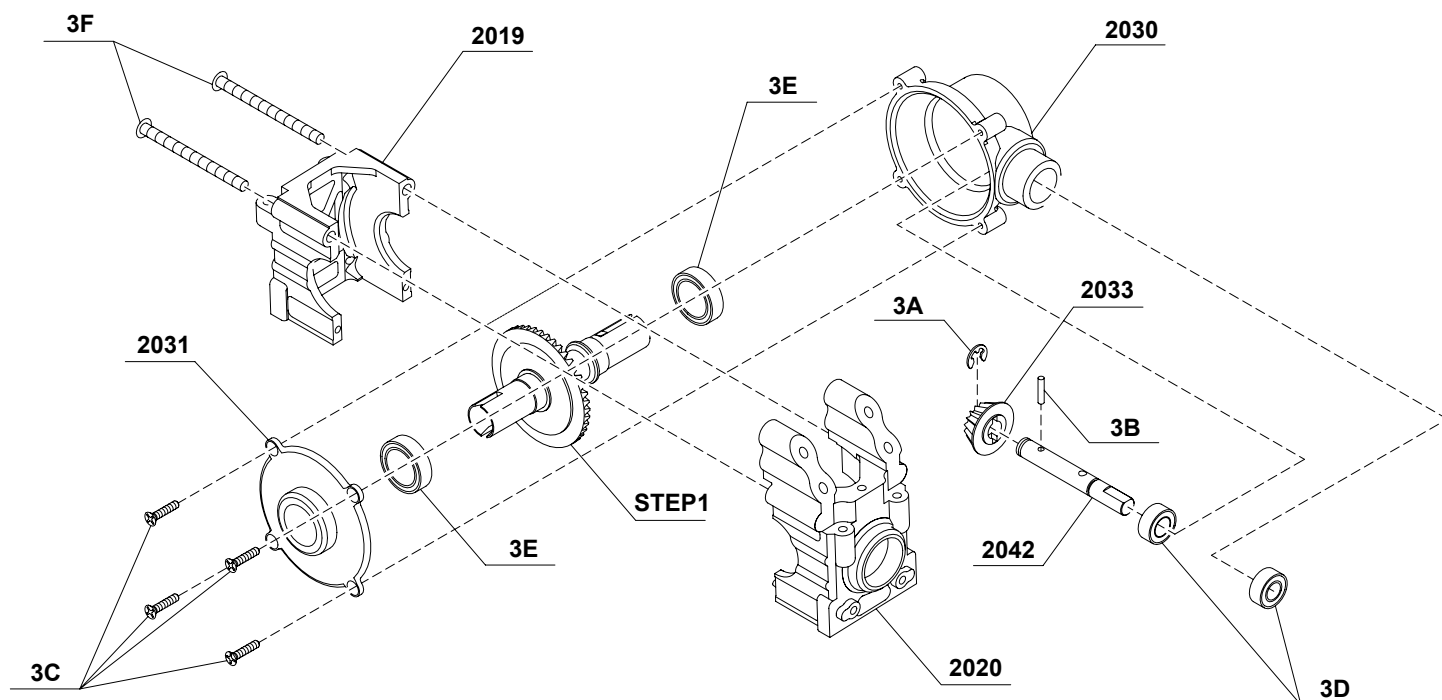
2E--BALL BEARING 10x15x4MM



2C--TP F/H SCREW 2x10MM




2F--TP SCREW 3x38MM



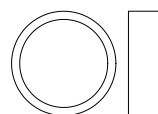
3A--E RING 3MM




3D--BALL BEARING 5x10x4MM




3B--PIN 1.5x7.8MM




3E--BALL BEARING 10x15x4MM



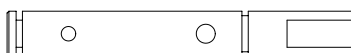
3C--TP F/H SCREW 2x10MM



3F--TP SCREW 3x38MM



2041--PINION GEAR SHAFT "F"



2042--PINION GEAR SHAFT "R"



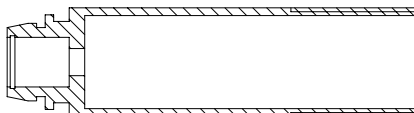
4A--LOCK NUT 2.6MM



1062--SHOCK SHAFT "F" 3x40MM




4B--O RING 3MM



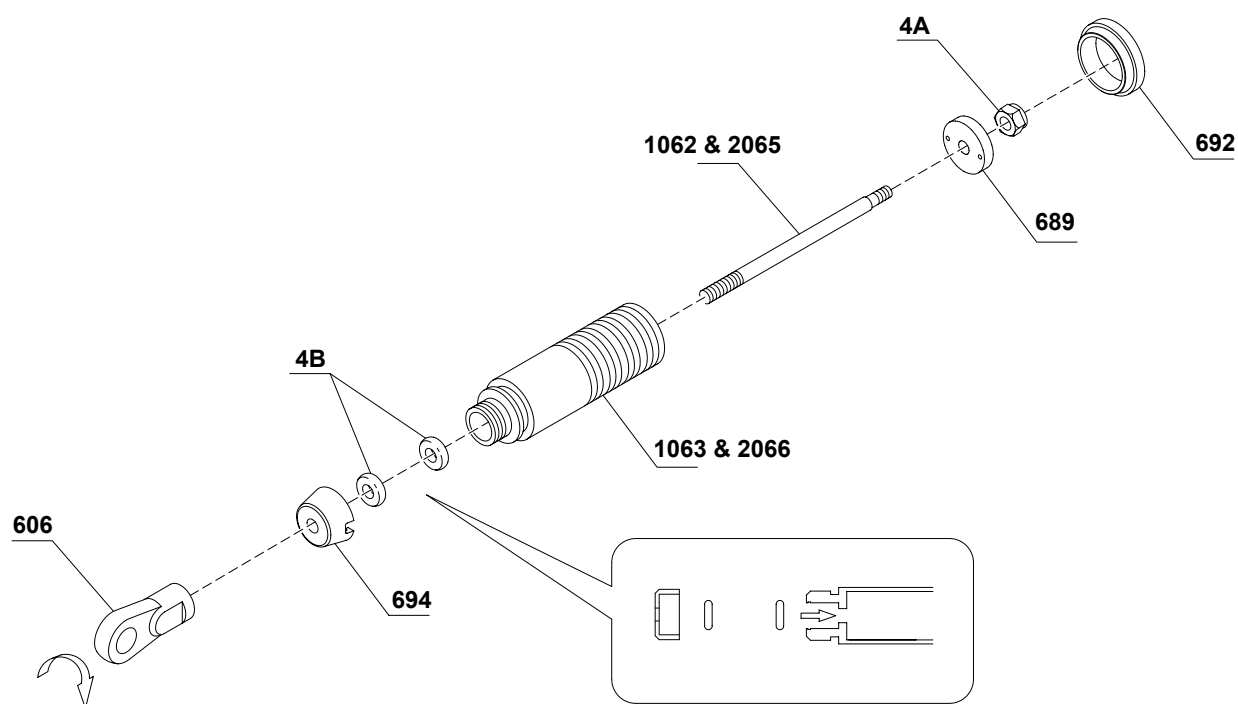
2065--SHOCK SHAFT "R" 3x47MM

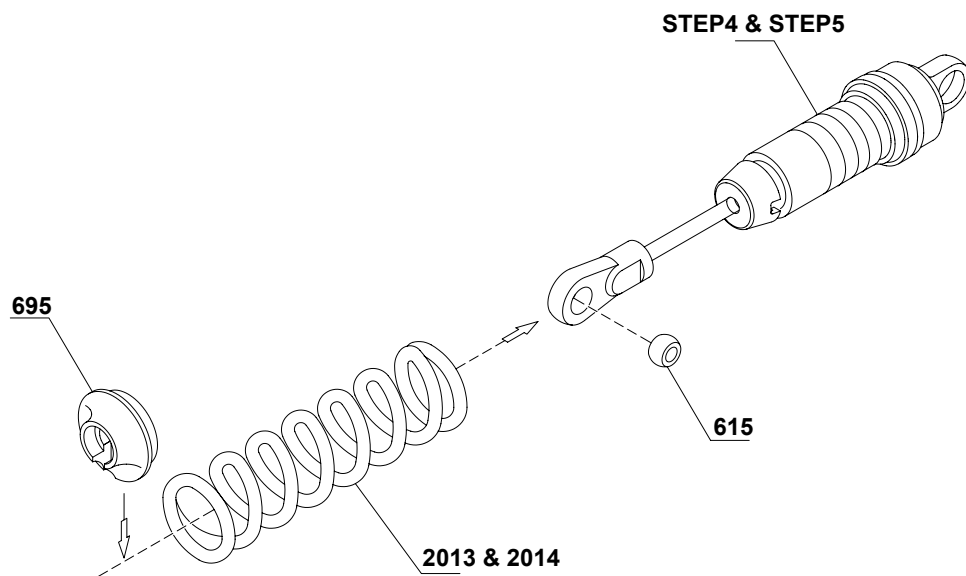
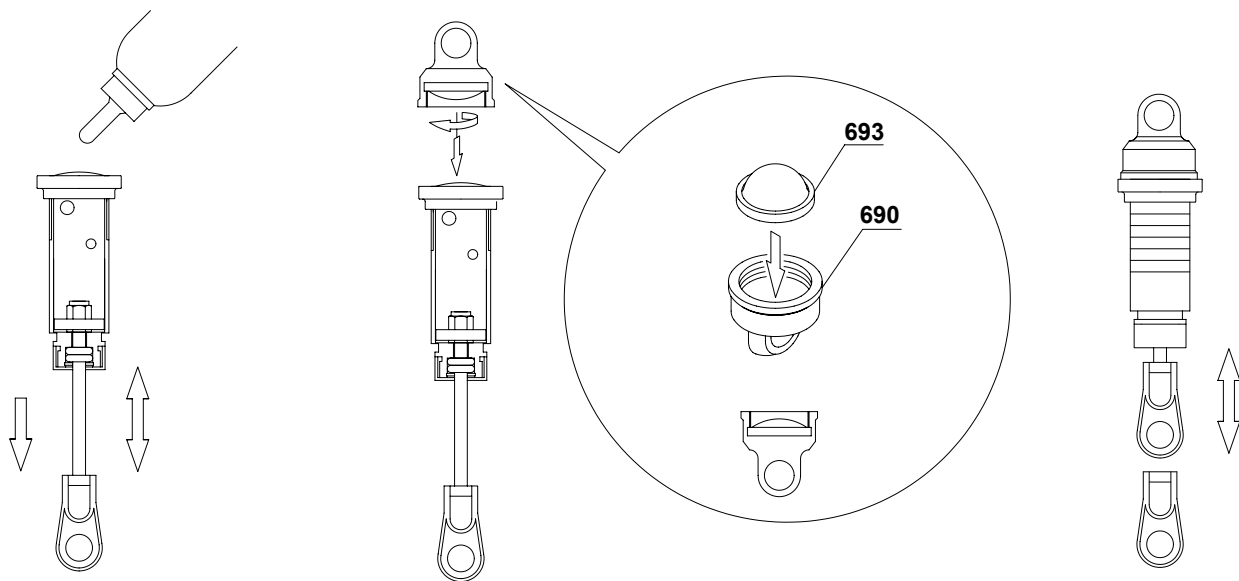


1063--SHOCK BODY "F" 31.5MM

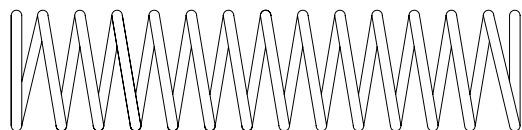
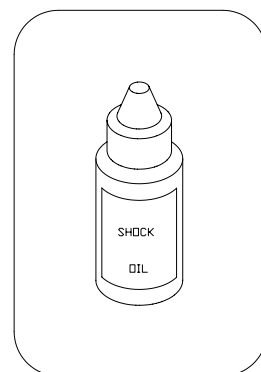


2066--SHOCK BODY "R" 41MM





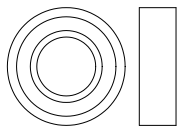
STEP4 & STEP5



2013--SHOCK SPRING L=50MM



2014--SHOCK SPRING L=69MM



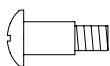
6A--BALL BEARING 5x10x4MM



6B--PIN 2x9.8MM




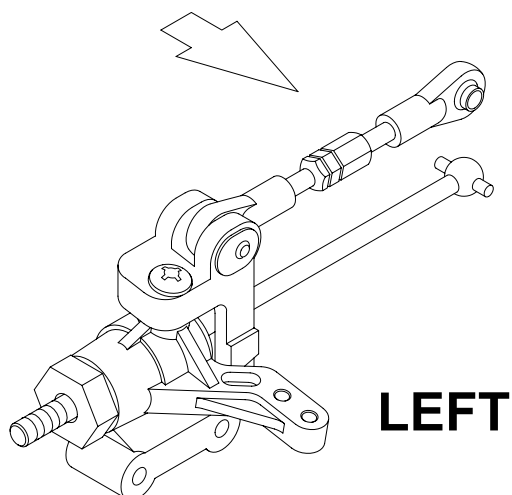
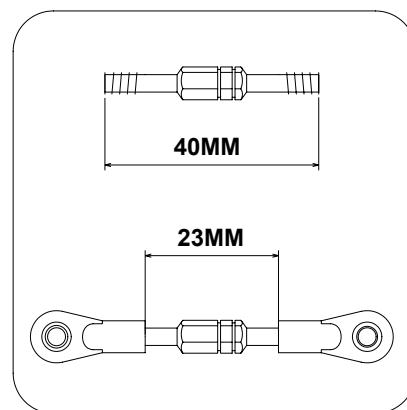
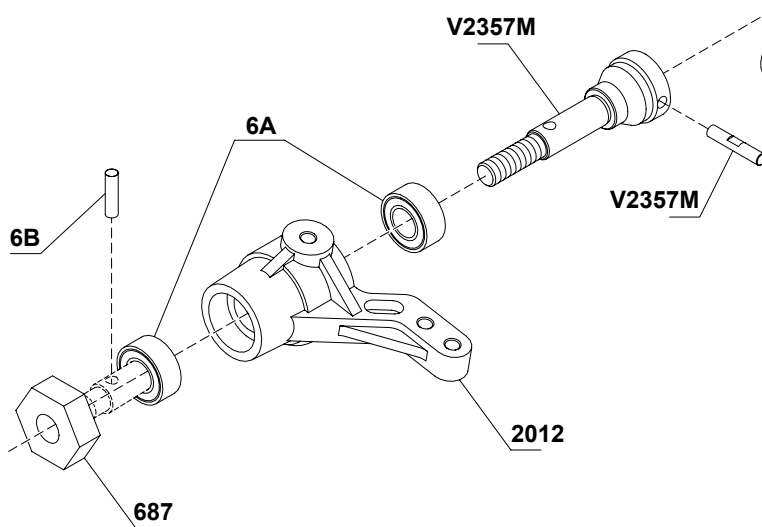
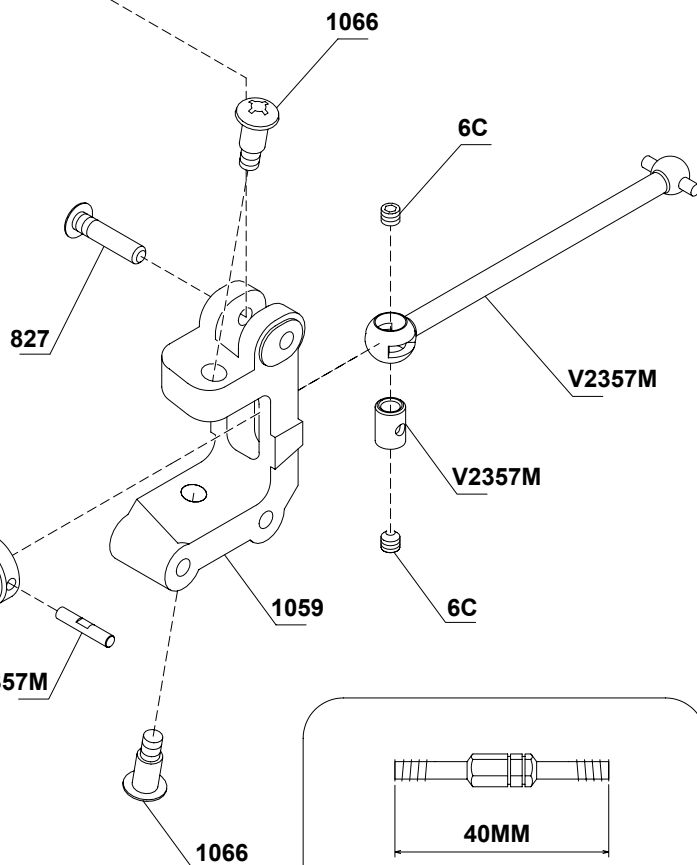
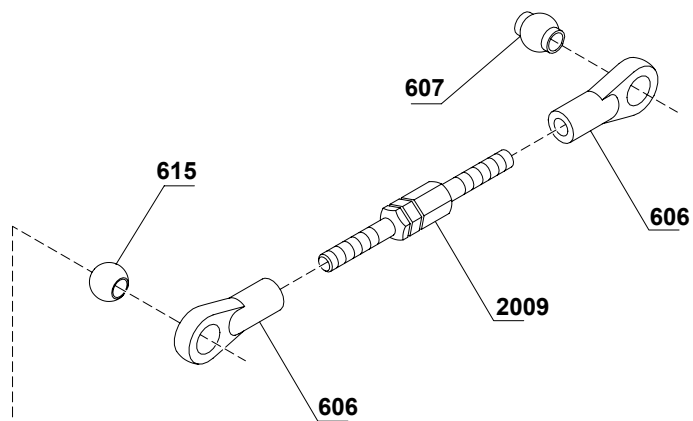
6C--SET SCREW LOCK GLUE 3x2.6MM



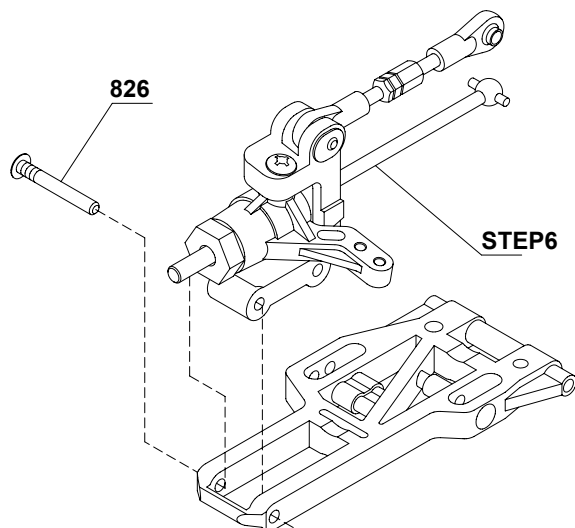
1066--SCREW 3x10MM



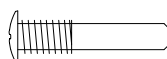
827--SCREW 3x13.5MM



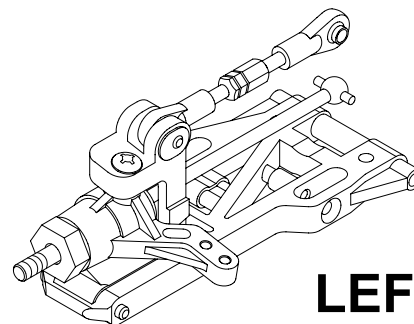
7



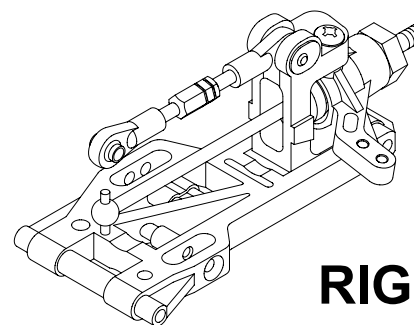
STEP6



826--SCREW 3x22.5MM

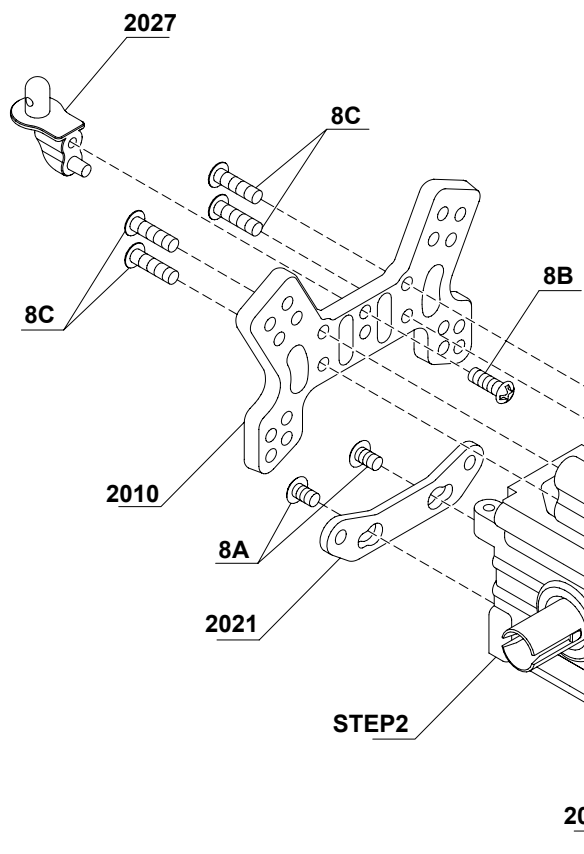


LEFT



RIGHT


8



8A--TP SCREW 3x6MM



8B--TP SCREW 3x10MM



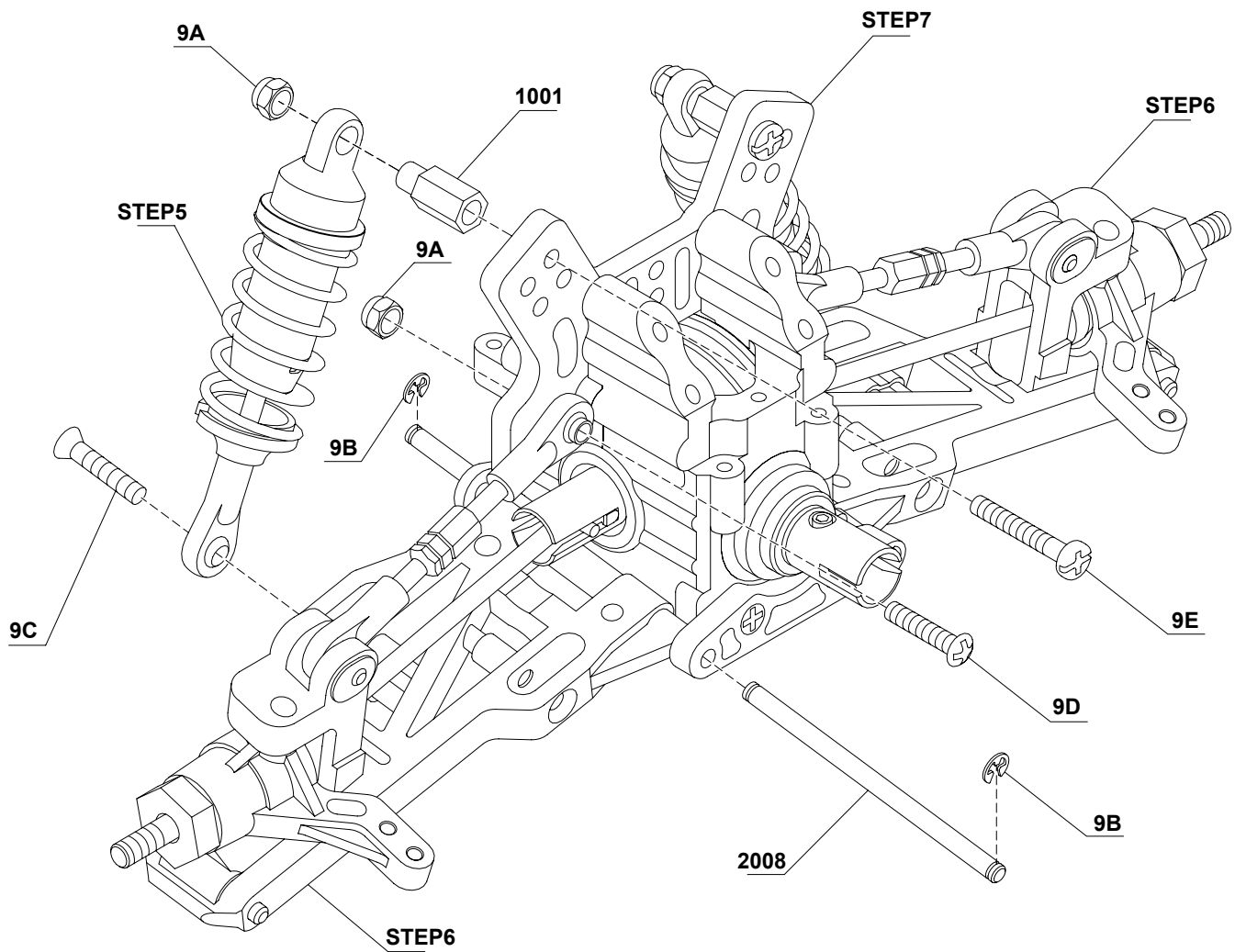
8C--TP SCREW 3x12MM



8D--TP F/H SCREW 3x10MM



8E--SET SCREW 3x3MM



9A--LOCK NUT 3MM



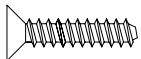
9D--SCREW 3x15MM




9B--E RING 2.5MM



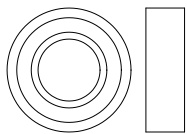
9E--SCREW 3x20MM




9C--TP F/H SCREW 3x16MM



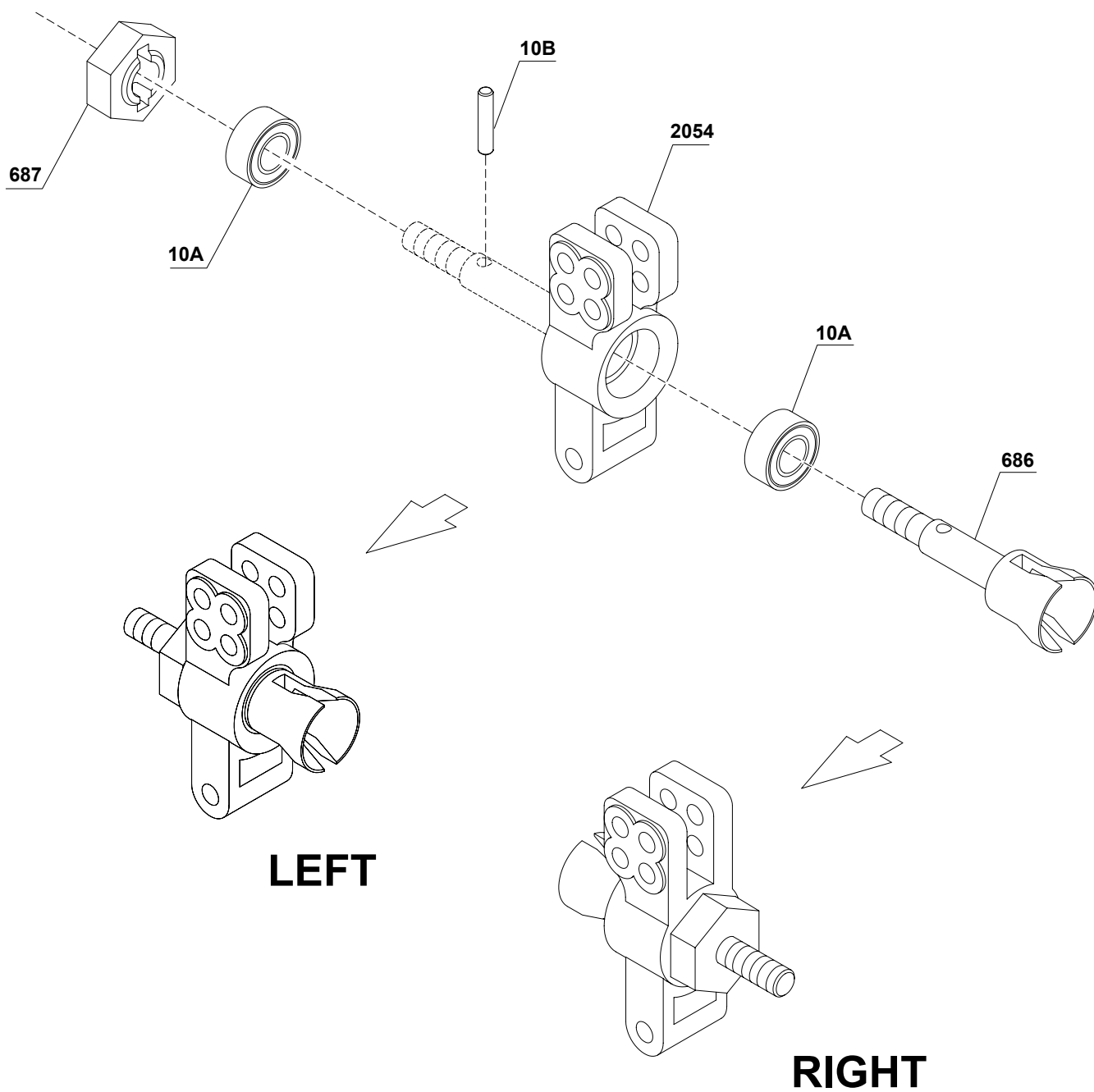
2008--LOWER HINGE PIN 3x51MM



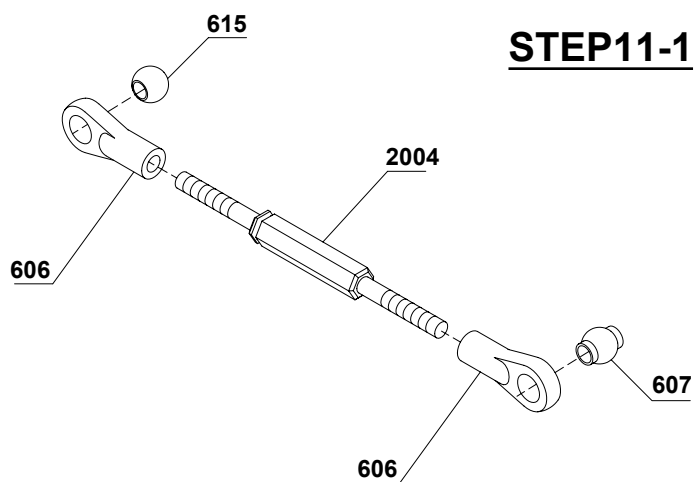
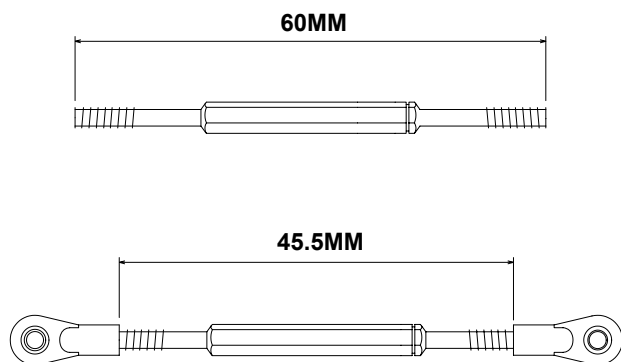
10A--BALL BEARING 5x10x4MM



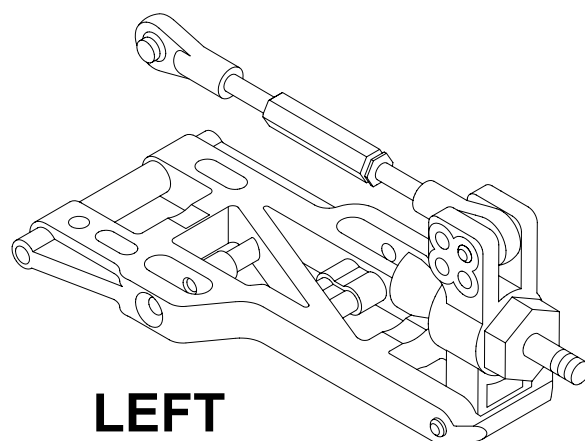
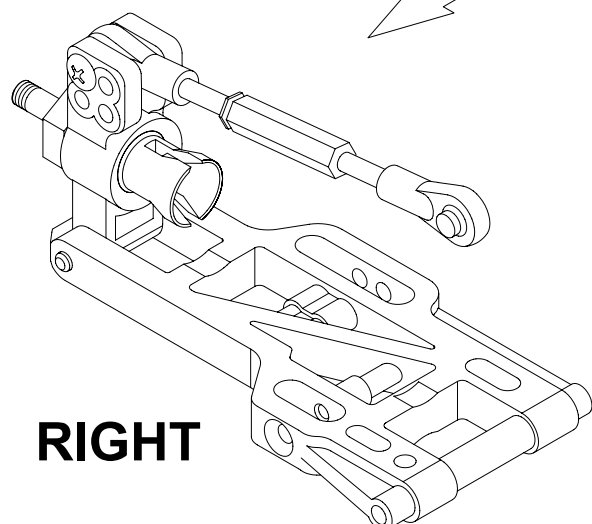
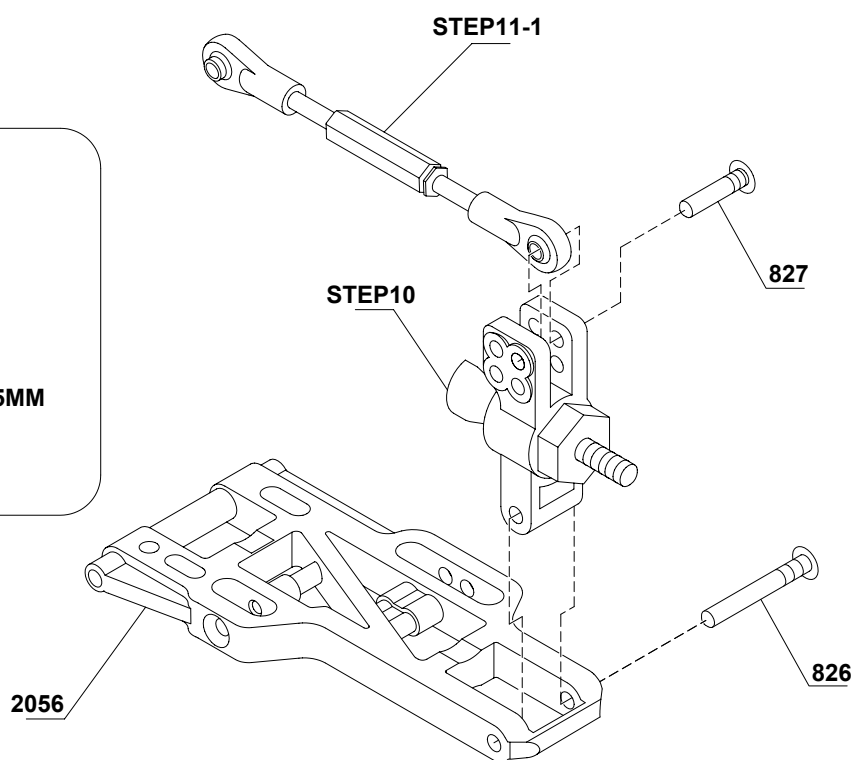
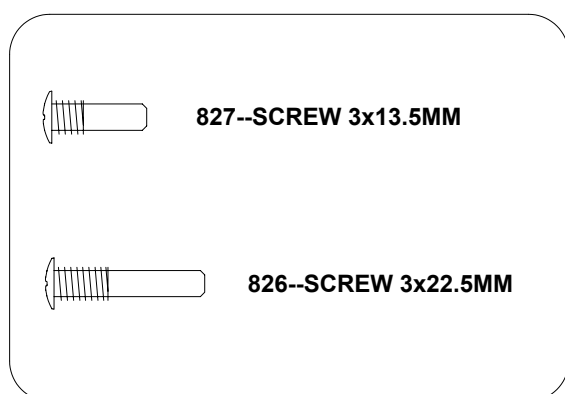
10B--PIN 2x9.8MM

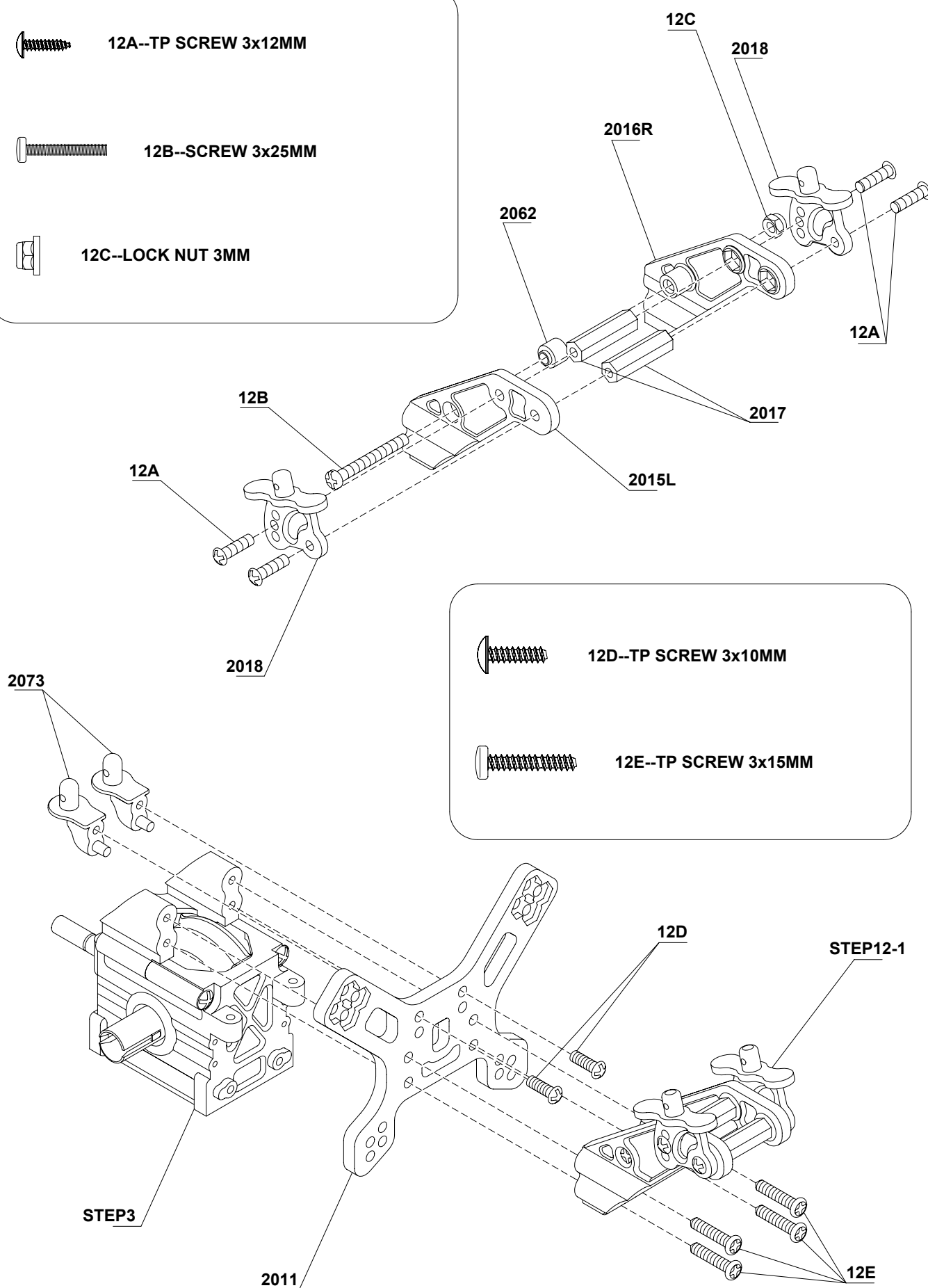


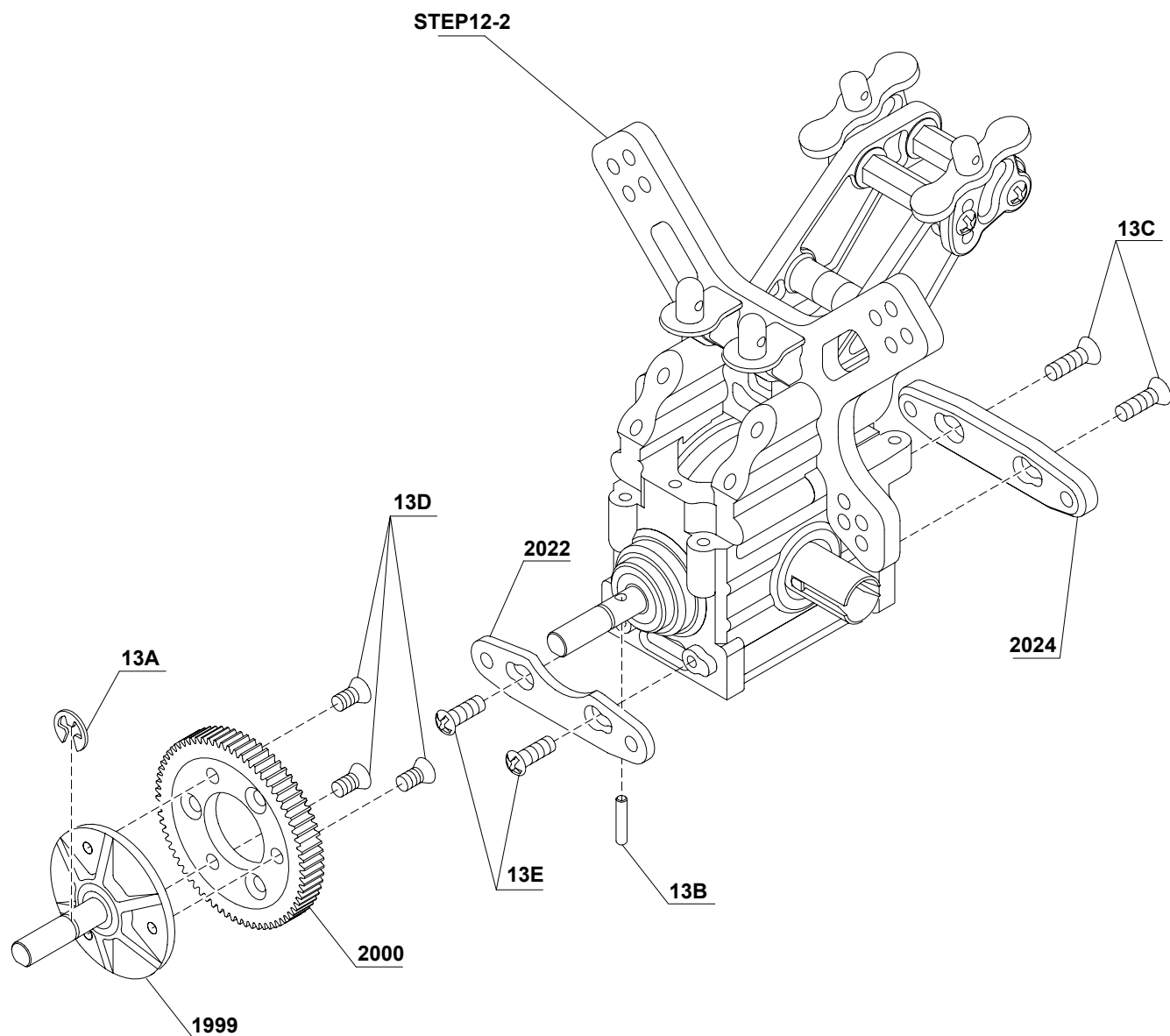
STEP11-1



STEP11-2



STEP12-1**12A--TP SCREW 3x12MM****12B--SCREW 3x25MM****12C--LOCK NUT 3MM****STEP12-2**



13A--E RING 4MM



13D--F/H SCREW 3x8MM



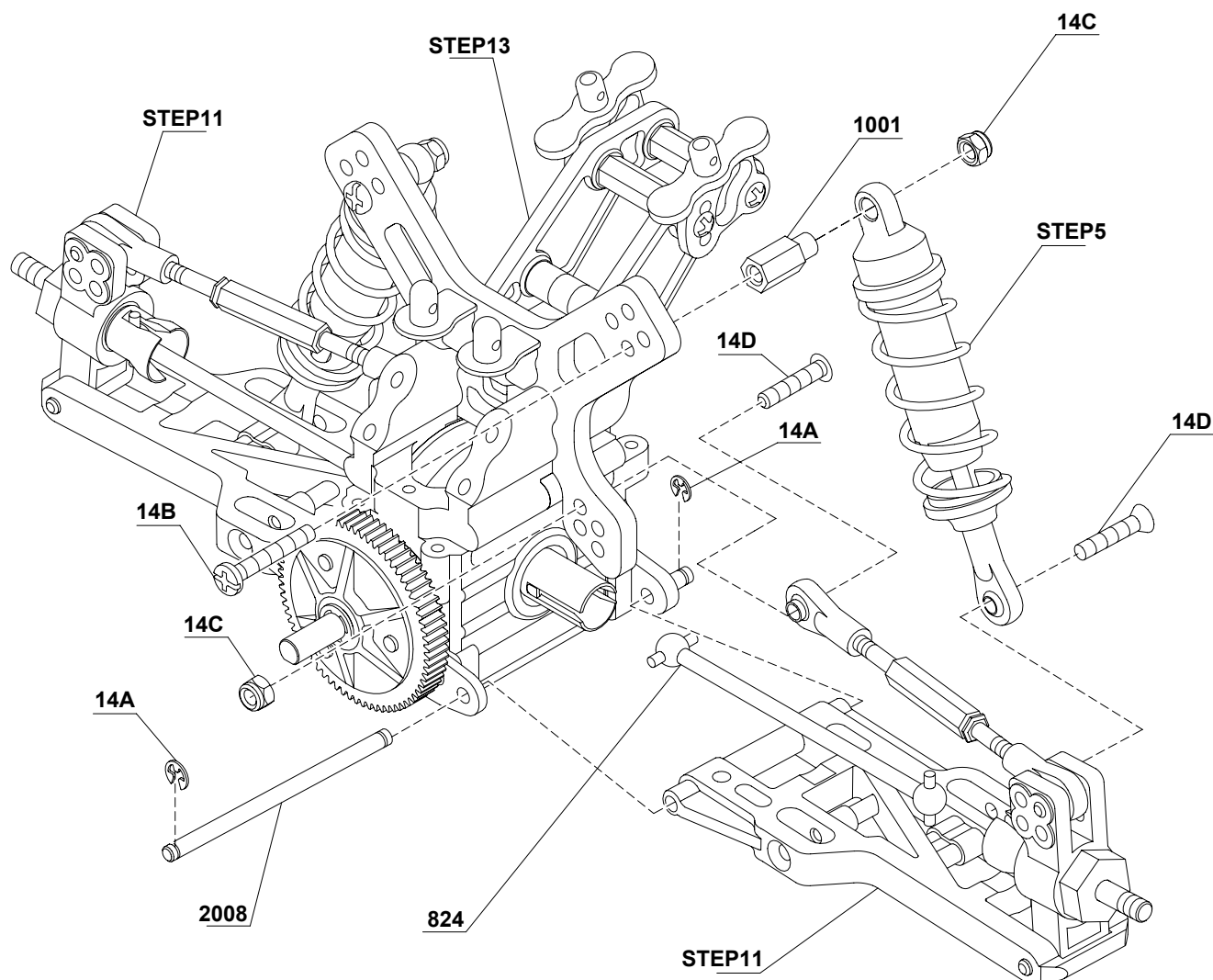
13B--PIN 2x9.8MM



13E--TP SCREW 3x6MM



13C--TP F/H SCREW 3x6MM



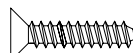
14A--E RING 3MM



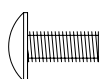
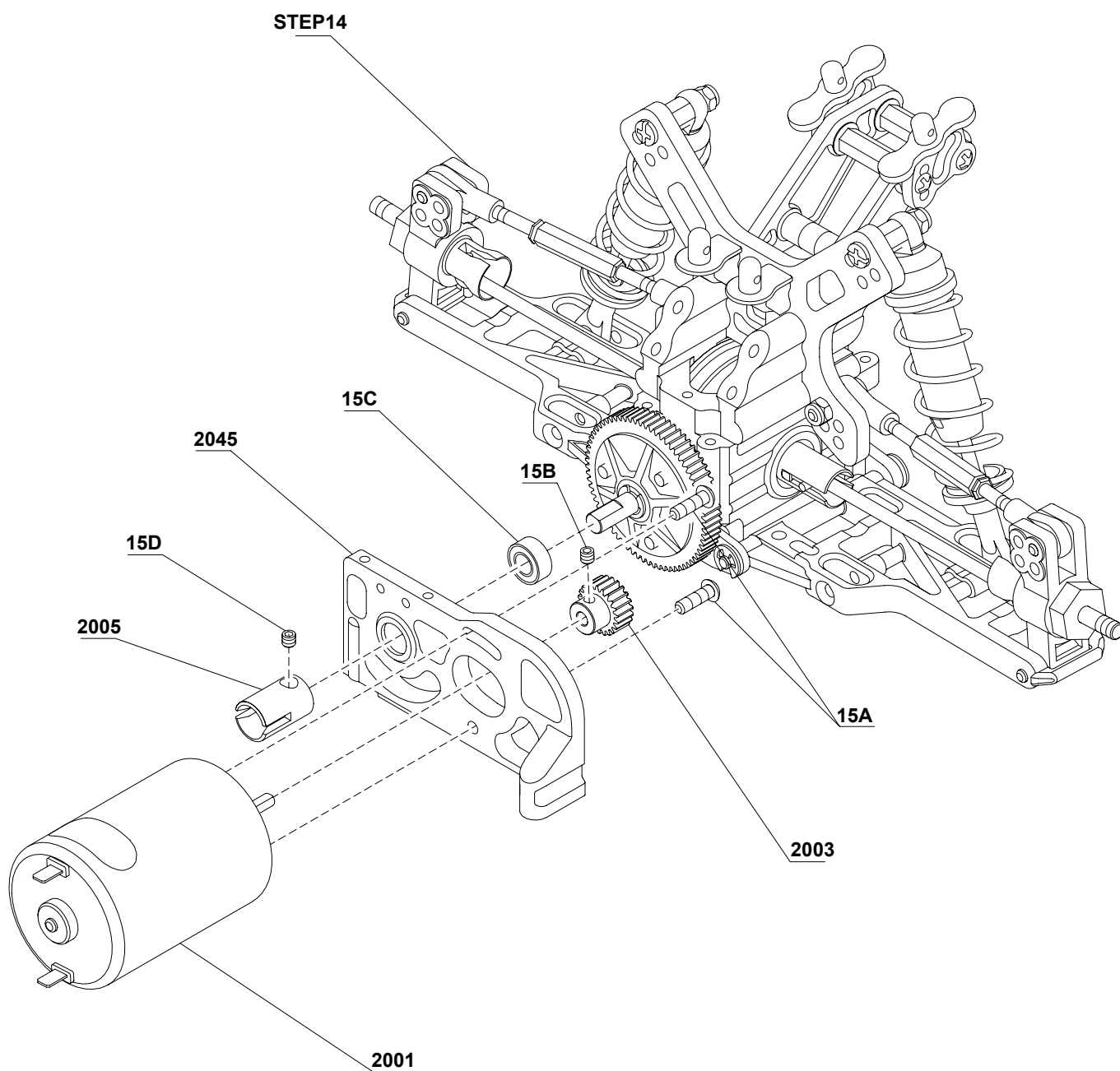
14C--LOCK NUT 3MM



14B--SCREW 3x20MM



14D--TP F/H SCREW 3x16MM



15A--SCREW LOCK GLUE 3x8MM



15C--BALL BEARING 5x10x4MM

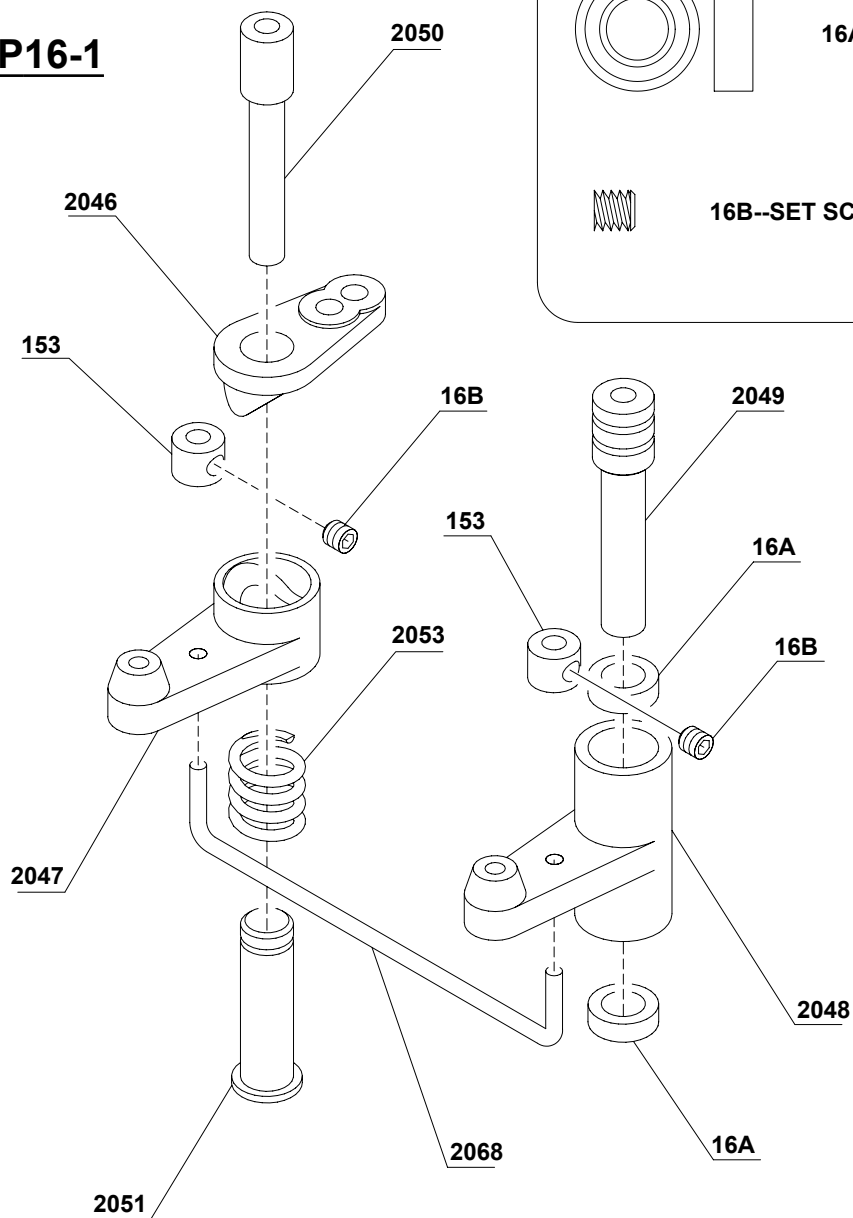


15B--SET SCREW 3x3MM

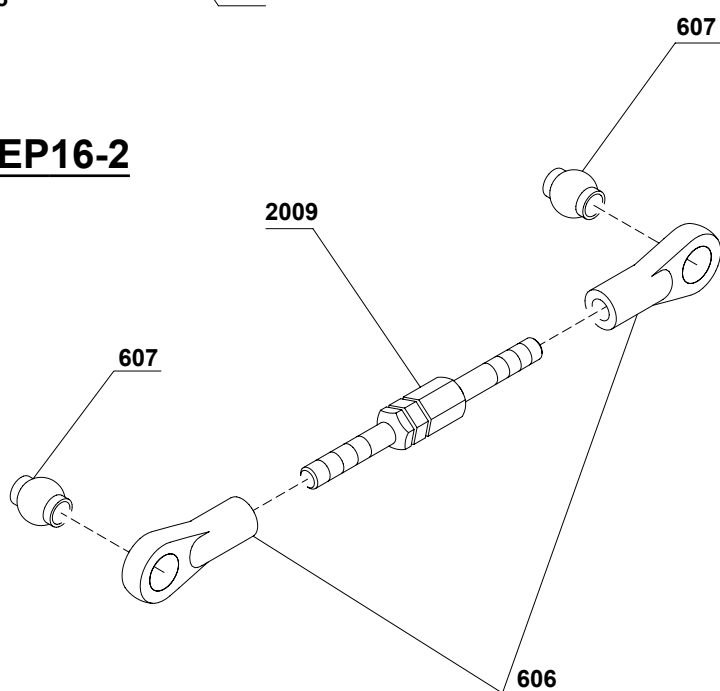
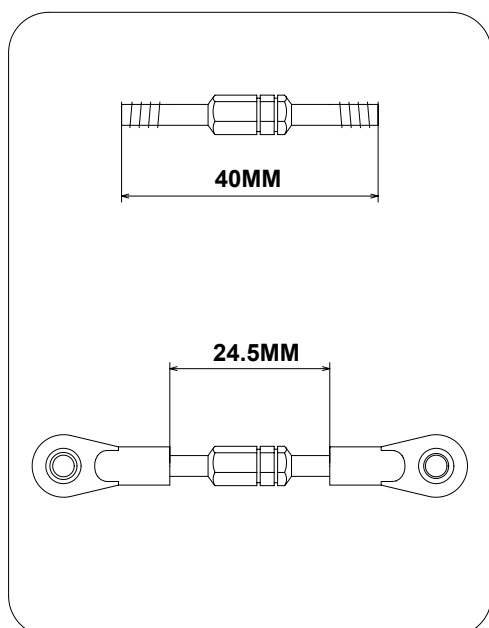


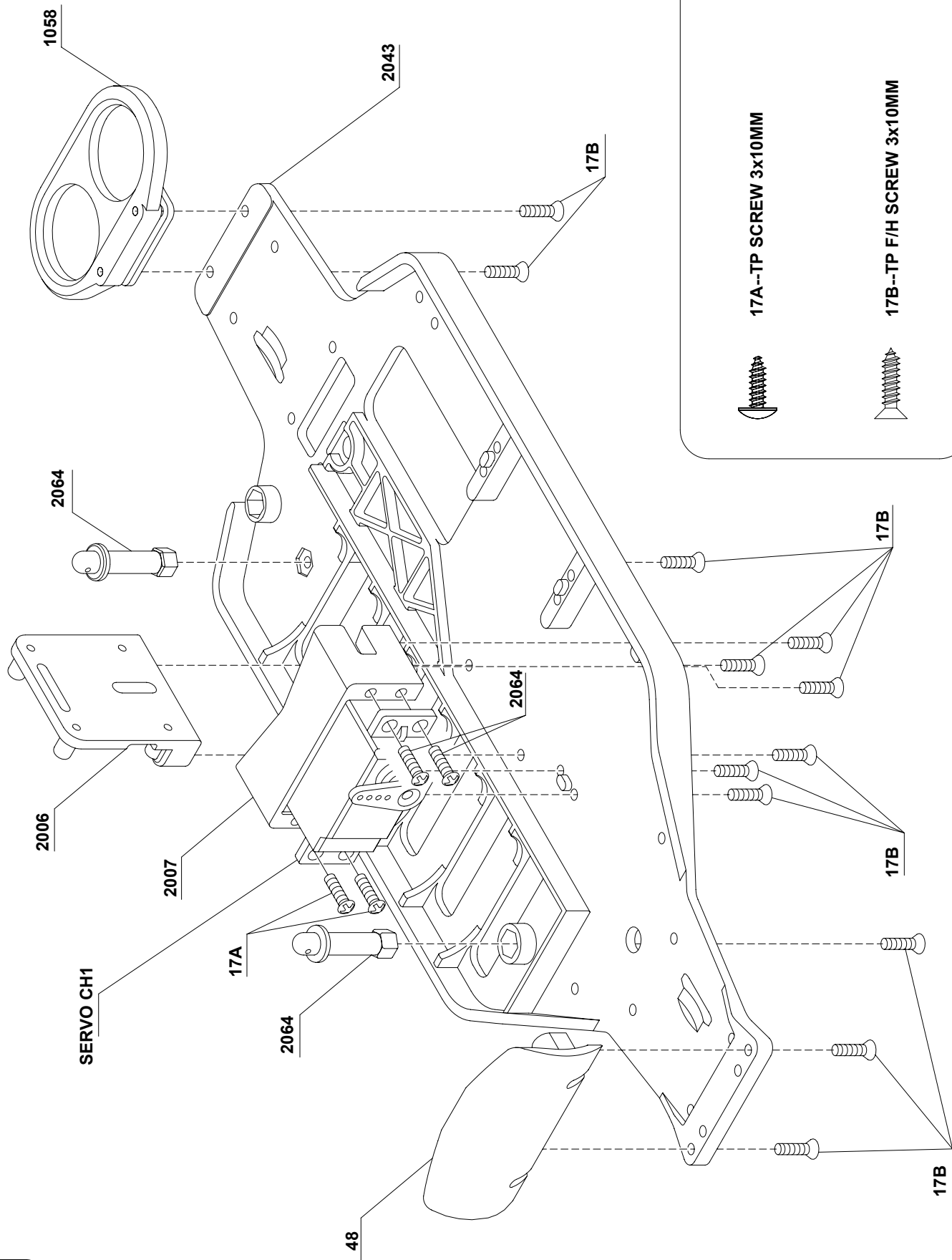
15D--SET SCREW 4x4MM


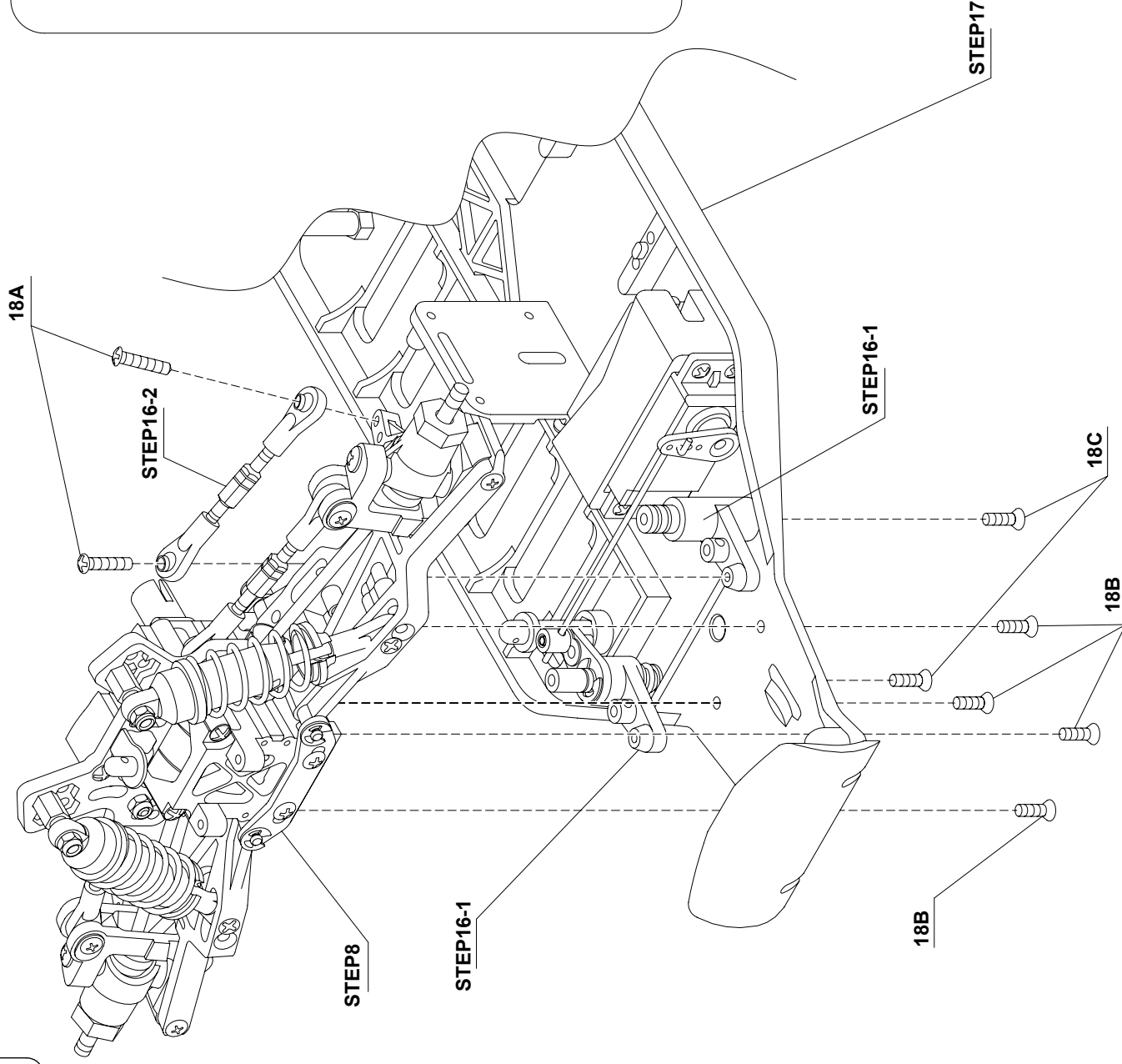
STEP16-1



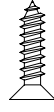
STEP16-2








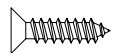
18A--TP SCREW 3x15MM



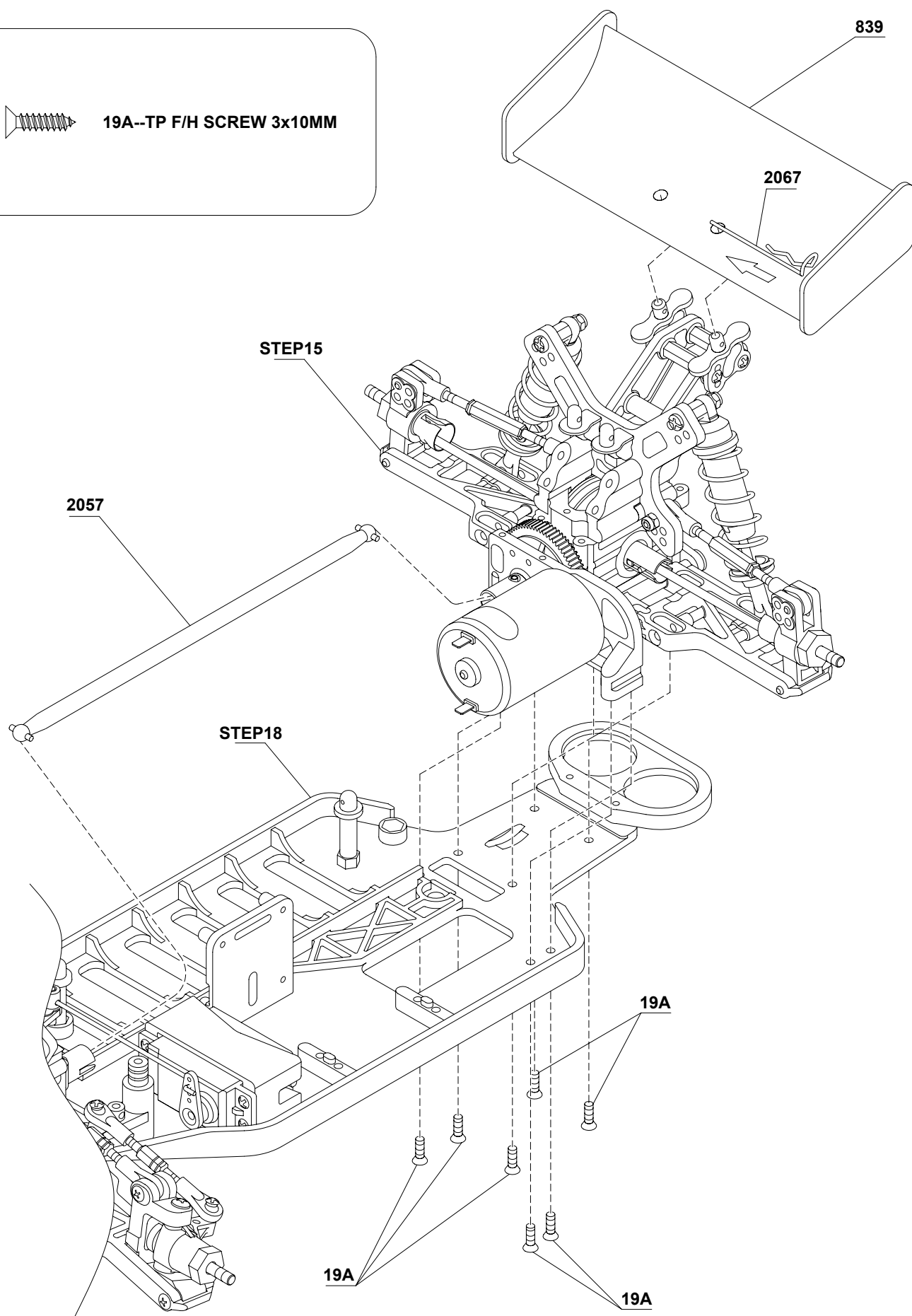
18B--TP F/H SCREW 3x10MM

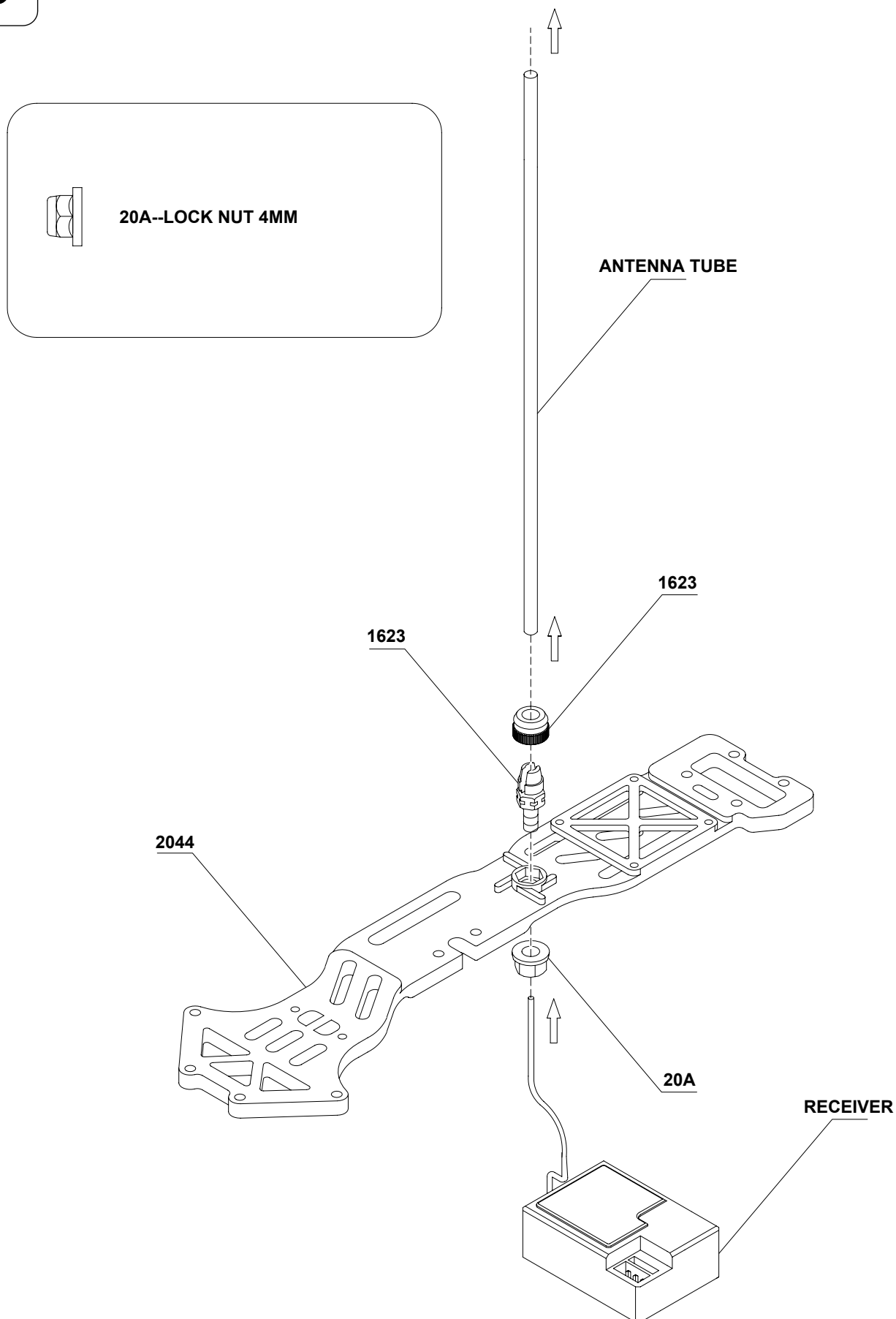


18C--F/H SCREW LOCK GLUE 3x8MM



19A--TP F/H SCREW 3x10MM

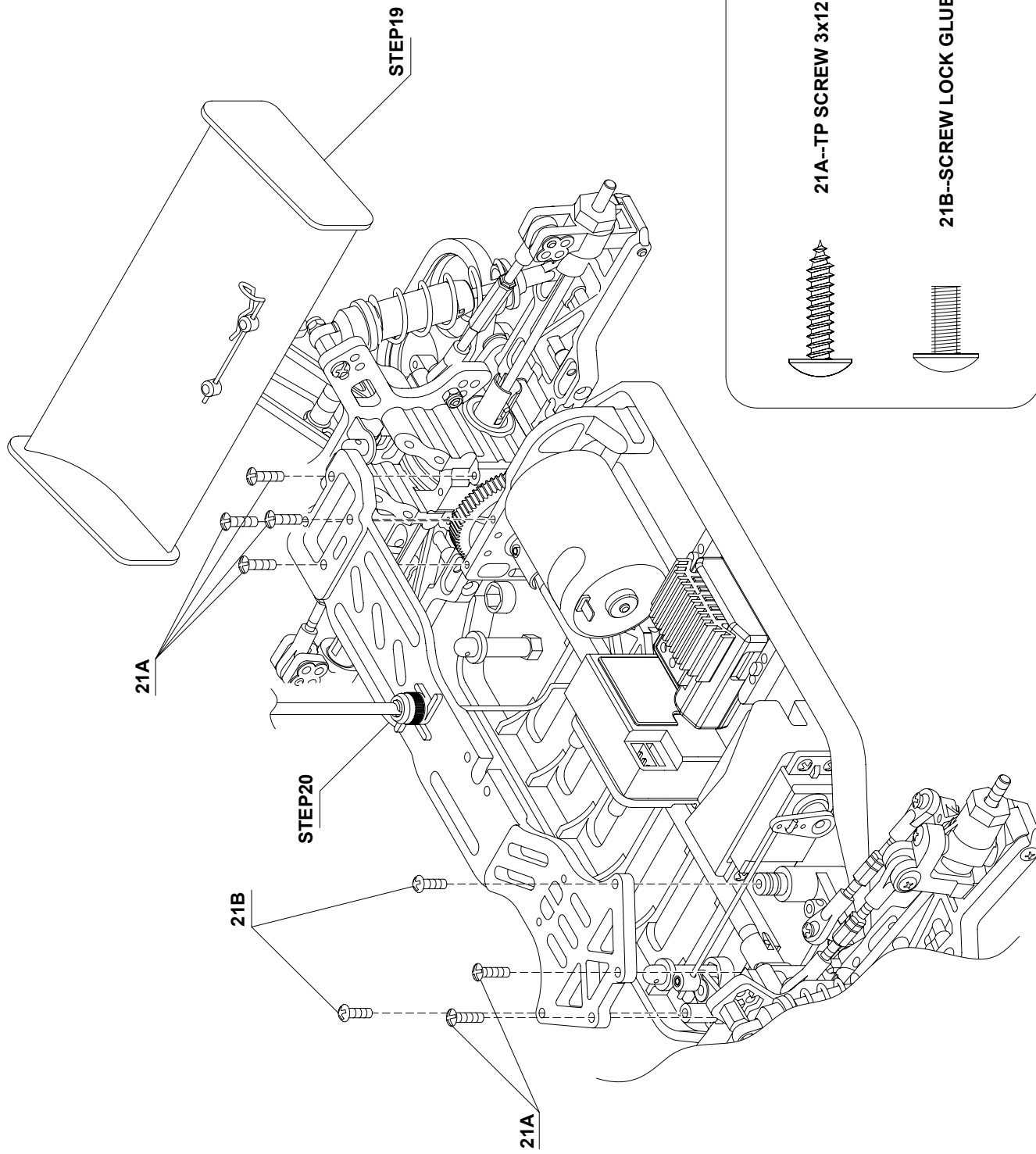




ANTENNA TUBE INSTALLATION :

Route the antenna wire through the antenna holder as indicated above.

Slide the antenna wire through the antenna pipe and slide the antenna tube into the holder.



ANTENNA TUBE

BODY

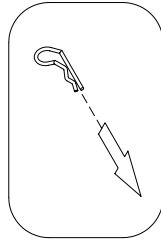


22A--LOCK NUT 5MM

10

2063

10

**ATTENTION :**

**STEP 1 ~ 22 JUST FOR
BUGGY INSTRUCTION
MANUAL.**

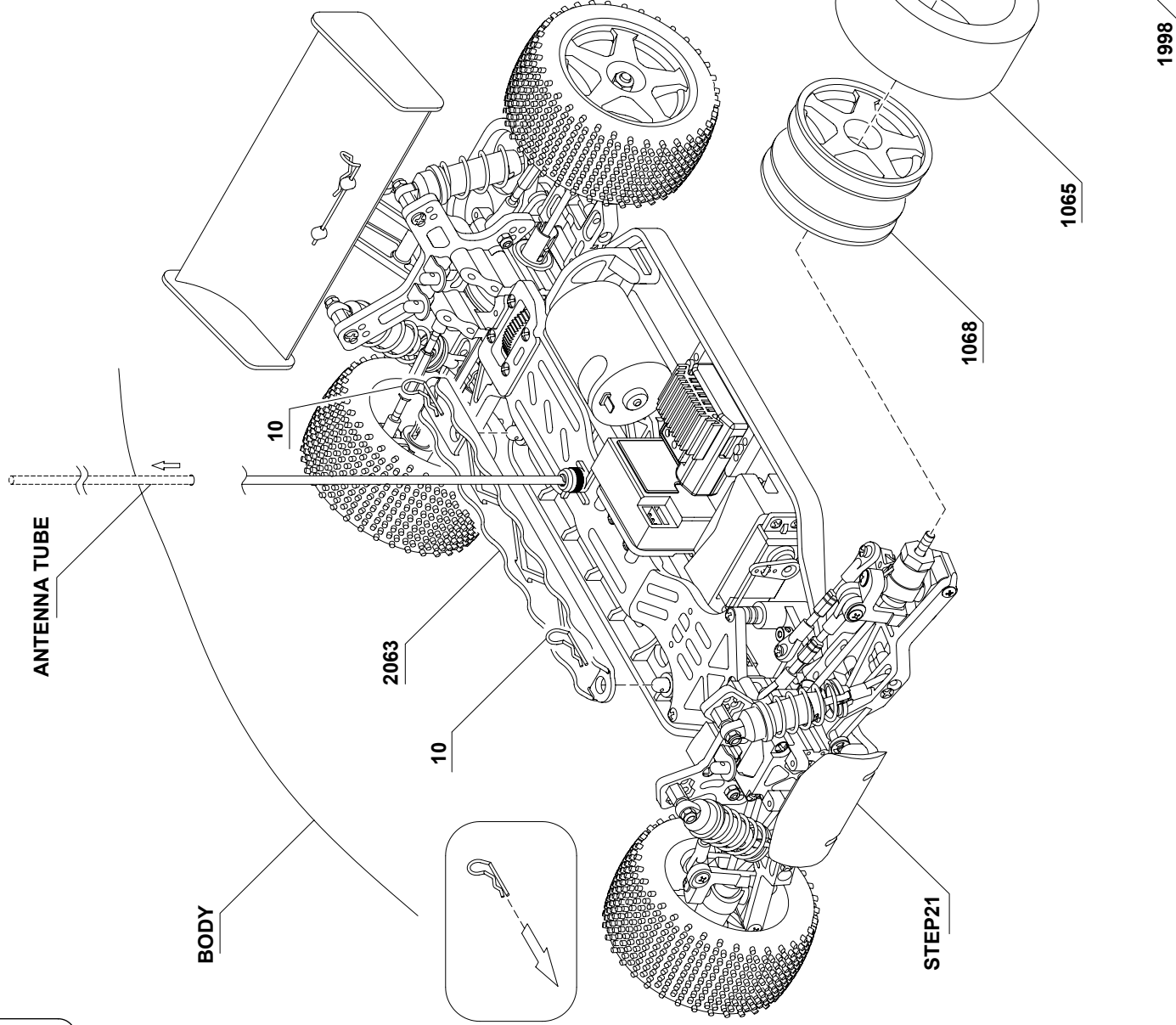
STEP21

1068

1065

1998

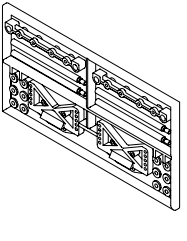

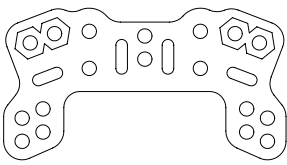
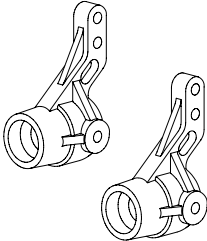

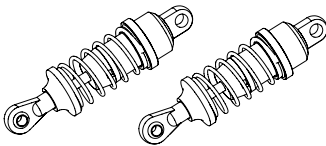
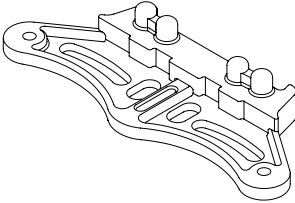
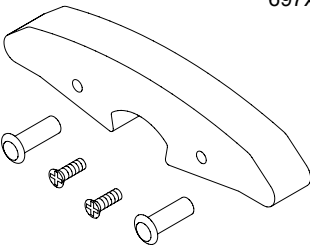
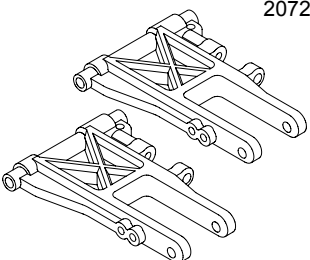
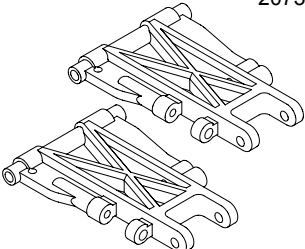
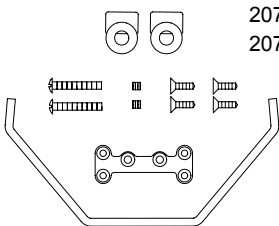
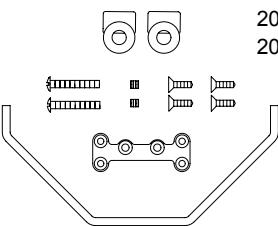
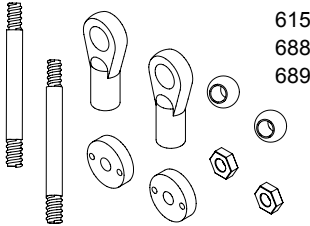
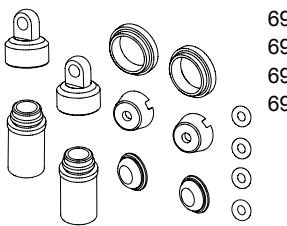
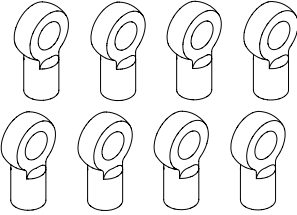
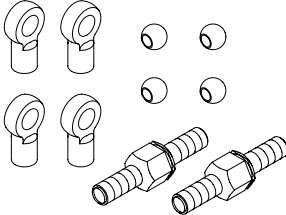
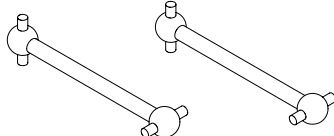
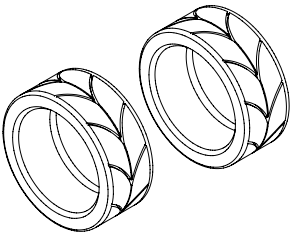
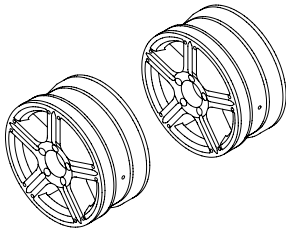
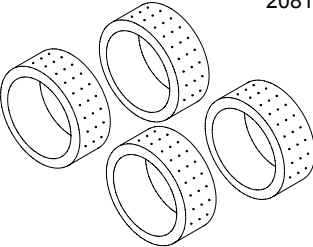
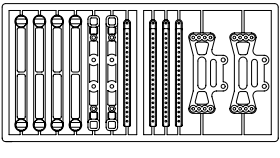
22A



SEDAN SPARE PARTS

Gvm Part #	Description	Quantity
CB165	BODY SUPPORT	1080x2,1081x4,1082x2,1083x6,1086x6
EL0241	MOTOR PINION GEAR (24T FOR SEDAN)	2069x1
EL1322	SHOCK TOWER "F"&"R" (FOR SEDAN)	2070x1
EL134	1/10 WHEEL HUB FRONT	2089x2
EL1373G12	SHOCK SPRING (L=23,R=1.2)	2071x2
EL137TG12	SHOCK ABSORBER	
EL3401	V2 BUMPER FRONT (FOR SEDAN)	2077x1
EL3451BA	SPONGE BUMPER BLACK	697x1
EL347F1	SUSPENSION ARM LOWER "F"	2072x2
EL347R1	SUSPENSION ARM LOWER "R"	2073x2
EL3614	STABILIZING MOUNT "F"	153x2,2074x1,2075x2
EL3615	STABILIZING MOUNT "R"	153x2,2075x2,2076x1
V213801	V2 SHOCK SHAFT (L=30.5MM,2PCS)	606x2,615x2,688x2,689x2
V213802	SHOCK BODY (L=22.6MM,2PCS)	690x2,691x2,692x2,693x2,694x2
V213802B	SHOCK BODY (L=22.6MM,BLUE COLOR)	690x2,691x2,692x2,693x2,694x2
V213802BL	SHOCK BODY (L=22.6MM,BLACK COLOR)	690x2,691x2,692x2,693x2,694x2
V213802P	SHOCK BODY (L=22.6MM,PURPLE COLOR)	690x2,691x2,692x2,693x2,694x2
V213802R	SHOCK BODY (L=22.6MM,RED COLOR)	690x2,691x2,692x2,693x2,694x2
V213802TA	SHOCK BODY (L=22.6MM,TITANIUM COLOR)	690x2,691x2,692x2,693x2,694x2
V22151	V2 BALL END (8PCS)	139x8
V23492	UPPER ROD (L=20MM,2PCS)	698x2
V2355	V2 SWING SHAFT (L=45MM,2PCS)	699x2
V236906	V2 RACING TIRES (V-TYPE)	2078x2
V23701	V2 F.T.WHEEL	2079x2
V2371	V2 INNER FOAM (4PCS)	2081x4
VX1651	BODY SUPPORT (FOR SEDAN)	712x2,713x2,714x4,715x4

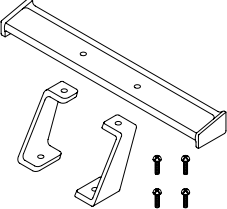


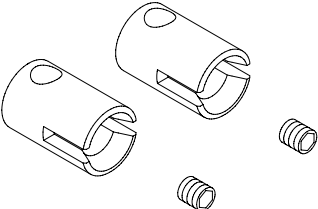
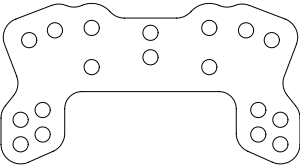
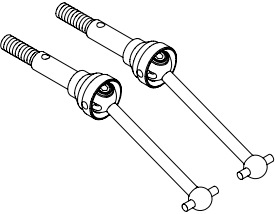
SEDAN SPARE PARTS

 <p>1080x2 1081x4 1082x2 1083x6 1086x6</p>	 <p>2069x1</p>	 <p>2070x1</p>	 <p>2089x2</p>
CB165 BODY SUPPORT	EL0241 MOTOR PINION GEAR(24T FOR SEDAN)	EL1322 SHOCK TOWER "F"&"R"(FOR SEDAN)	EL134 1/10 WHEEL HUB FRONT
 <p>2071x2</p>			 <p>2077x1</p>
EL1373G12 SHOCK SPRING (L=23MM,R=1.2MM)		EL137TG12 SHOCK ABSORBER	EL1401 BUMPER FRONT(FOR SEDAN)
 <p>697x1</p>	 <p>2072x2</p>	 <p>2073x2</p>	 <p>153x2 2074x1 2075x2</p>
EL3451BA SPONGE BUMPER BLACK	EL347F1 SUSPENSION ARM LOWER"F"	EL347R1 SUSPENSION ARM LOWER"R"	EL3614 STABILIZING MOUNT "F"
 <p>153x2 2075x2 2076x1</p>	 <p>606x2 615x2 688x2 689x2</p>	 <p>690x2 691x2 692x2 693x2 694x2</p>	V213802BL SHOCK BODY (L=22.6MM,BLACK COLOR) V213802P SHOCK BODY (L=22.6MM,PURPLE COLOR) V213802R SHOCK BODY (L=22.6MM,RED COLOR) V213802TA SHOCK BODY (L=22.6MM,TITANIUM COLOR)
EL3615 STABILIZING MOUNT "R"	V213801 V2 SHOCK SHAFT (L=30.5MM,2PCS)	V213802B SHOCK BODY (L=22.6MM,BLUE COLOR)	
	 <p>139x8</p>	 <p>698x2</p>	 <p>699x2</p>
	V22151 V2 BALL END (8PCS)	V23492 UPPER ROD (L=20MM,2PCS)	V2355 V2 SWING SHAFT (L=45MM,2PCS)
 <p>2078x2</p>	 <p>2079x2</p>	 <p>2081x4</p>	 <p>712x2,713x2 714x4,715x4</p>
V236906 V2 RACING TIRES (V-TYPE)	V23701 V2 F. T.WHEEL	V2371 V2 INNER FOAM (4PCS)	VX1651 BODY SUPPORT (FOR SEDAN)

SEDAN OPTION PARTS

Gvm Part #	Description	Quantity
210091W	1/10 GT WING	
EL0221	MOTOR PINION GEAR 22T	
EL0261	MOTOR PINION GEAR 26T	
EL103	JOINT (L=16MM,ALU)	
SEL1322	SHOCK TOWER (CARBON)	
VX35701	CVD UNIVERSAL JOINT (L=73.5MM,2PCS)	

SEDAN OPTION PARTS

			
210091W 1/10 GT WING	EL0221 MOTOR PINION GEAR 22T	EL0261 MOTOR PINION GEAR 26T	EL103 JOINT (L=16MM,ALU)
			
SEL1322 SHOCK TOWER (CARBON)	VX35701 CVD UNIVERSAL JOINT (L=73.5MM,2PCS)		

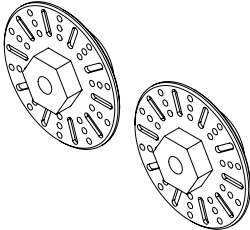
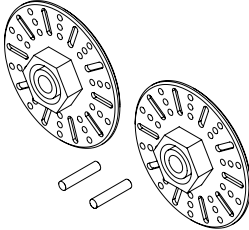

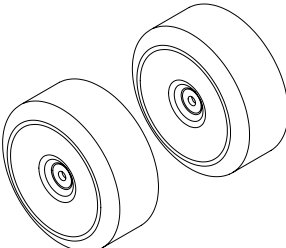

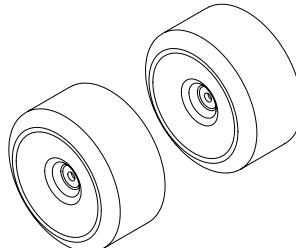
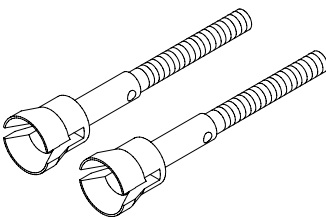
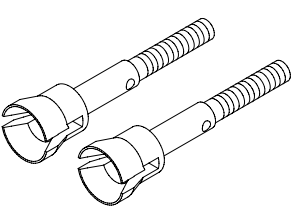
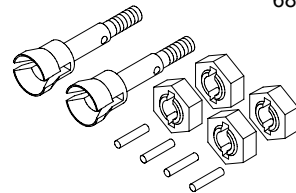
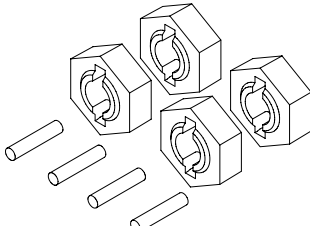
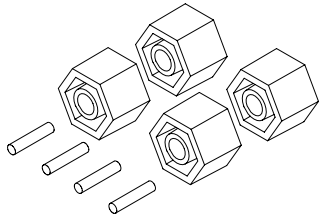

WHEEL OPTION PARTS

Gvm Part #	Description	Quantity
C1001GA	DISK DRIVER WASHER HEX (L=12.5MM,2PCS)	2094x2
C1003GA	DISK DRIVER WASHER HEX (L=10MM,2PCS)	2096x2
C10R01GA	5-SPOKE (2PCS)	
C10R041WF	PRE - TRUED FOAM TYRE / 12-CLAW WHEELS (WHITE,WIDTH=26MM,2PCS)	
C10R04WF	PRE - TRUED FOAM TYRE / DISH WHEELS (WHITE,WIDTH=26MM,2PCS)	
C10R051WF	PRE - TRUED FOAM TYRE / 12-CLAW WHEELS (WHITE,WIDTH=30MM,2PCS)	
C10R05WF	PRE - TRUED FOAM TYRE / DISH WHEELS (WHITE,WIDTH=30MM,2PCS)	
V21051	FORT & REAR SHAFT 36.9MM (2PCS)	686x2
V210511L	FORT & REAR SHAFT 47MM (2PCS)	2093x2
V21051L	FORT & REAR SHAFT 41.8MM (2PCS)	2091x2
V21061	WHEEL SHAFT & DRIVE WASHER & PIN	686x2,687x4
V21061L	WHEEL SHAFT & DRIVE WASHER & PIN	2091x2,2092x4
V21071	DRIVER WASHER HEX (4SET)	687x4
V21071L	DRIVER WASHER HEX " L" (4SET)	2092x4
V2369	V2 RACING TIRE (2PCS)	
V236901	V2 IMPREZA TIRE (2PCS)	
V236902	V2 RACING TIRE & INNER FROM	
V236903	V2 IMPREAZ TIRES & INNER FROM	
V236904	V2 FLAT TIRES & INNER FROM	
V236906	VX TIRE (V-TYPE,2PCS)	
V23701	V2 F.T. (SILVER,2PCS)	
V23701B	V2 F.T. (BLACK,2PCS)	
V23701WD2	V2 F.T. WHEEL FOAM TIRES (SILVER)	
V2370B	V2 (BLACK,2PCS)	
V2370GA	V2 (SILVER,2PCS)	
V2370GO	V2 (GOLD,2PCS)	
V2370W	V2 (WHITE,2PCS)	
V2370Y	V2 (YELLOW,2PCS)	
V2371	V2 INNER SPONGE (4PCS)	
V2385W	PRE-TRUED FOAM TIRES (WHEELS WHITE)	
V2385Y	PRE-TRUED FOAM TIRES (WHEELS YELLOW)	
VX3691	FLAT TIRE (2PCS)	
VX3692i	V2 RACING TIRE (S-IIR,2PCS)	
VX3692N	V2 RACING TIRE (S-NR,2PCS)	
VX3692P	V2 RACING TIRE (S-NR+PVC,2PCS)	
VX3702B	AXIS (GREY,2PCS)	
VX3702BA	AXIS (BLACK,2PCS)	
VX3702G	AXIS (GREEN,2PCS)	
VX3702GA	AXIS (LIGHT SILVER,2PCS)	
VX3702S	AXIS (MISTY SILVER,2PCS)	
VX3702W	AXIS (WHITE,2PCS)	
VX3702Y	AXIS (YELLOW,2PCS)	
VX3703G	ATTACK (GOLD,2PCS)	
VX3703S	ATTACK (SILVER,2PCS)	
VX3703W	ATTACK (WHITE,2PCS)	
VX3703Y	ATTACK (YELLOW,2PCS)	
VX3704GA	BLADE (LIGHT SILVER,2PCS)	
VX3705S	10 SPOKE (LIGHT SIVER,2PCS)	


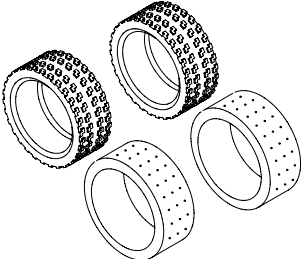
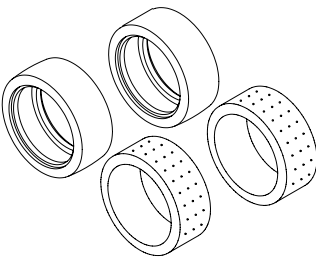

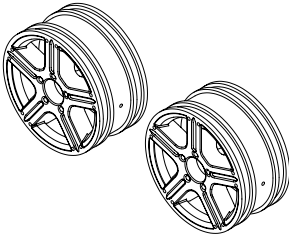
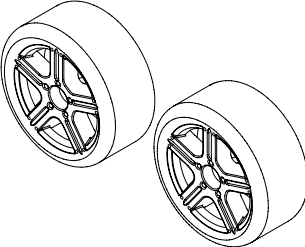
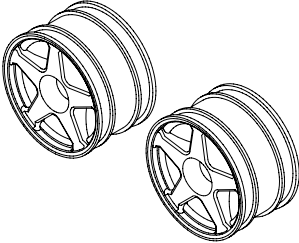
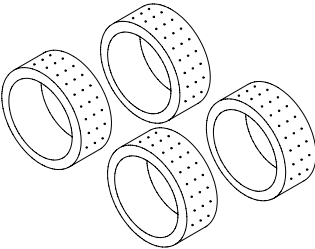
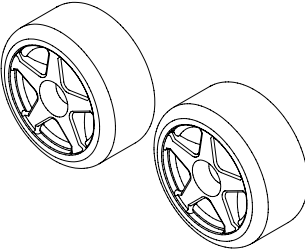
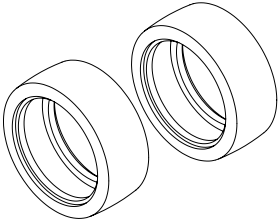


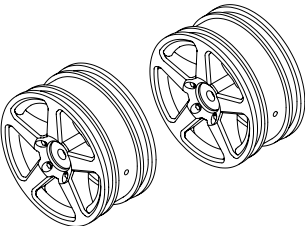
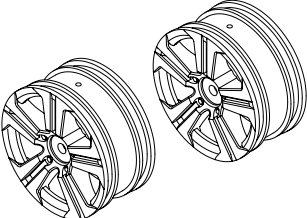

WHEEL OPTION PARTS

ATTENSION


AFTER APRIL . 2007 , PLEASE REFER TO THE LIST BELOW

WHEELBASE	SHAFT	DRIVER WASHER HEX	WHEEL PARTS	
190MM	V21051L	C1003GA	C10R01GA,C10R041FW,C10R04FW,C10R051FW,C10R05FW, V23701,V23701B,V23701WD2,V2370B,V2370GA,V2370GO, V2370W,V2370Y,V2385W,V2385Y,VX3702B,VX3702BA,VX3702G, VX3702GA,VX3702S,VX3702W,VX3702Y,VX3703G,VX3703S, VX3703W,VX3703Y,VX3704GA,VX3705S	
200MM				
FORD RACE (JELD WEN,CALTEX)	V21051L	C1001GA V21071	C10R01GA,C10R041FW,C10R04FW,C10R051FW,C10R05FW, V23701,V23701B,V23701WD2,V2370B,V2370GA,V2370GO, V2370W,V2370Y,V2385W,V2385Y,VX3702B,VX3702BA,VX3702G, VX3702GA,VX3702S,VX3702W,VX3702Y,VX3703G,VX3703S, VX3703W,VX3703Y,VX3704GA,VX3705S	
HOLDEN RACE (TOLL,HRT) COMMODORE	V210511L	C1001GA V21071L	C10R01GA,C10R041FW,C10R04FW,C10R051FW,C10R05FW, V23701,V23701B,V23701WD2,V2370B,V2370GA,V2370GO, V2370W,V2370Y,V2385W,V2385Y,VX3702B,VX3702BA,VX3702G, VX3702GA,VX3702S,VX3702W,VX3702Y,VX3703G,VX3703S, VX3703W,VX3703Y,VX3704GA,VX3705S	
2094x2		2096x2		
				
C1001GA DISK DRIVER WASHER HEX (L=12.5MM,2PCS)		C1003GA DISK DRIVER WASHER HEX (L=10MM,2PCS)		C10R01GA 5-SPOKE (2PCS)
				C10R041FW PRE - TRUED FOAM TYRE / 12-CLAW WHEELS (WHITE,WIDTH=26MM,2PCS)
				
C10R04FW PRE - TRUED FOAM TYRE / DISH WHEELS (WHITE,WIDTH=26MM,2PCS)		C10R051FW PRE - TRUED FOAM TYRE / 12-CLAW WHEELS (WHITE,WIDTH=30MM,2PCS)		C10R05FW PRE - TRUED FOAM TYRE / DISH WHEELS (WHITE,WIDTH=30MM,2PCS)
				V21051 FORT & REAR SHAFT 36.9MM (2PCS)
2093x2		2091x2		686x2 687x4
				
V210511L FORT & REAR SHAFT 47MM (2PCS)		V21051L FORT & REAR SHAFT 41.8MM (2PCS)		V21061 WHEEL SHAFT & DRIVE WASHER & PIN
				V21061L WHEEL SHAFT & DRIVE WASHER & PIN
687x4		2092x4		
				
V21071 DRIVER WASHER HEX(4SET)		V21071L DRIVER WASHER HEX "L" (4SET)		V2369 V2 RACING TIRE (2PCS)
				V236901 V2 IMPREZA TIRE (2PCS)

WHEEL OPTION PARTS

			
V236902 V2 RACING TIRE & INNER FROM	V236903 V2 IMPREZA TIRE & INNER FROM	V236904 V2 FLAT TIRES & INNER FROM	V236906 V2 F.T. (V-TYPE,2PCS)
	V23701B V2 F.T. WHEEL (BLACK,2PCS)		
V23701 V2 F.T. WHEEL (SILVER,2PCS)		V23701WD2 V2 F.T.WHEEL FOAM TIRES (SILVER)	V2370B V2 (BLACK,2PCS)
V2370GA V2 (SILVER,2PCS)			V2385Y PRE-TRUED FOAM TIRES (WHEELS YELLOW)
V2370GO V2 (GOLD,2PCS)			
V2370W V2 (WHITE,2PCS)			
V2370Y V2 (YELLOW,2PCS)	V2371 V2 INNER SPONGE (4PCS)	V2385W PRE-TRUED FOAM TIRES (WHEELS WHITE)	
		VX3692N V2 RACING TIRE (NR,2PCS)	
VX3691 FLAT TIRE (2PCS)	VX3692i V2 RACING TIRE (S-IIR,2PCS)	VX3692P V2 RACING TIRE (NR+PVC,2PCS)	
			VX3702B AXIS (GREY,2PCS)
VX3702BA AXIS (BLACK,2PCS)	VX3702W AXIS (WHITE,2PCS)		VX3703S ATTACK (SILVER,2PCS)
VX3702G AXIS (GREEN,2PCS)	VX3702Y AXIS (YELLOW,2PCS)		VX3703W ATTACK (WHITE,2PCS)
VX3702GA AXIS (LIGHT SILVER,2PCS)			VX3703Y ATTACK (YELLOW,2PCS)
VX3702S AXIS (MISTY SILVER,2PCS)		VX3703G ATTACK (GOLD,2PCS)	
			
VX3704GA BLADE (LIGHT SILVER,2PCS)	VX3705S 10 SPOKE (LIGHT SILVER,2PCS)		

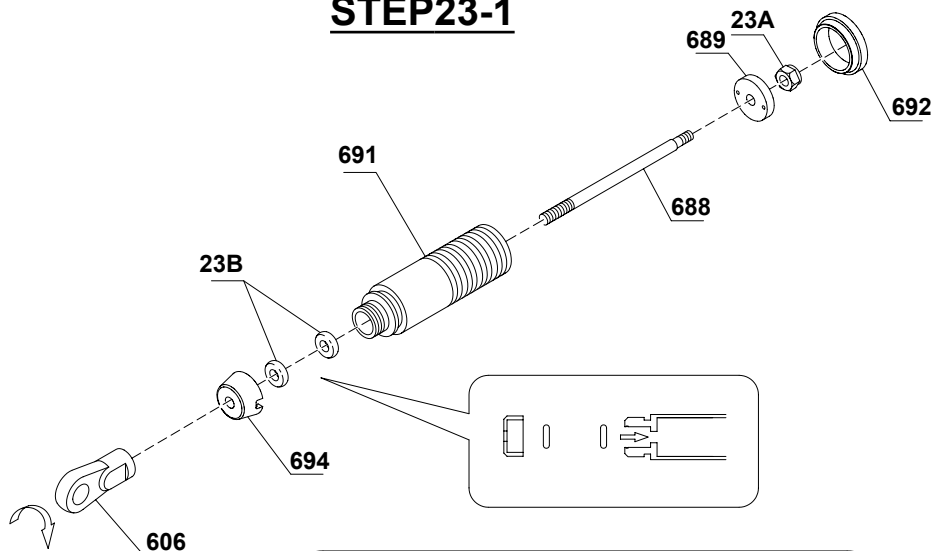
STEP23-1



688--SHOCK SHAFT 3x30.5MM



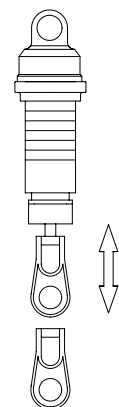
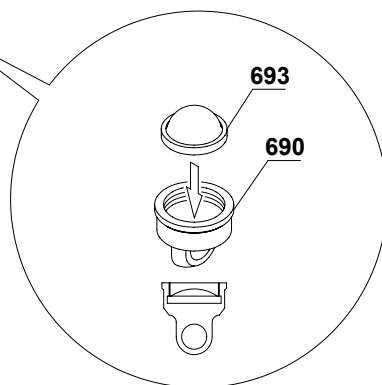
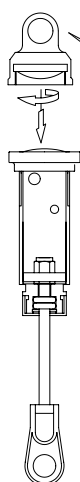
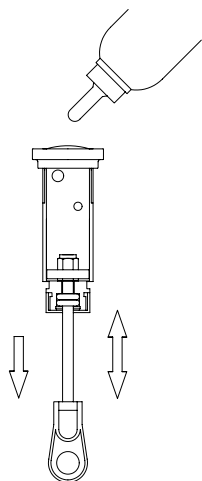
691--SHOCK BODY 22.6MM



23A--LOCK NUT 2.6MM



23B--O RING 3MM



STEP23-2

695

2071

615

STEP23-1

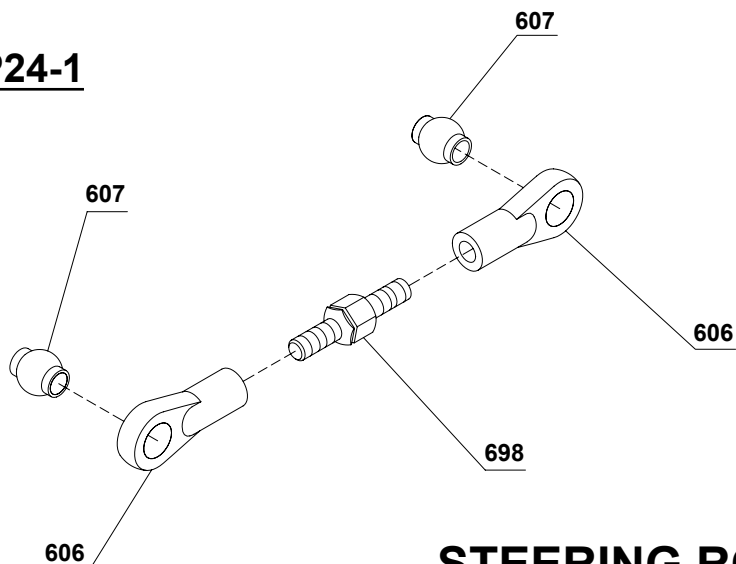
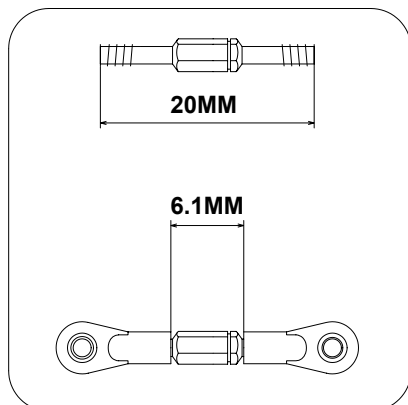


SHOCK
OIL



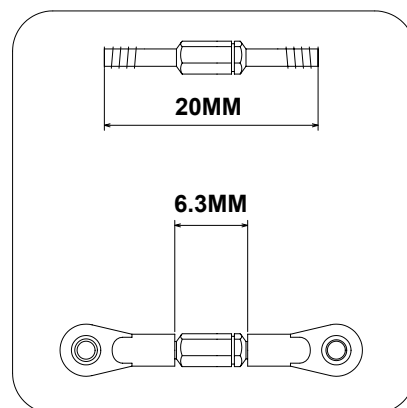
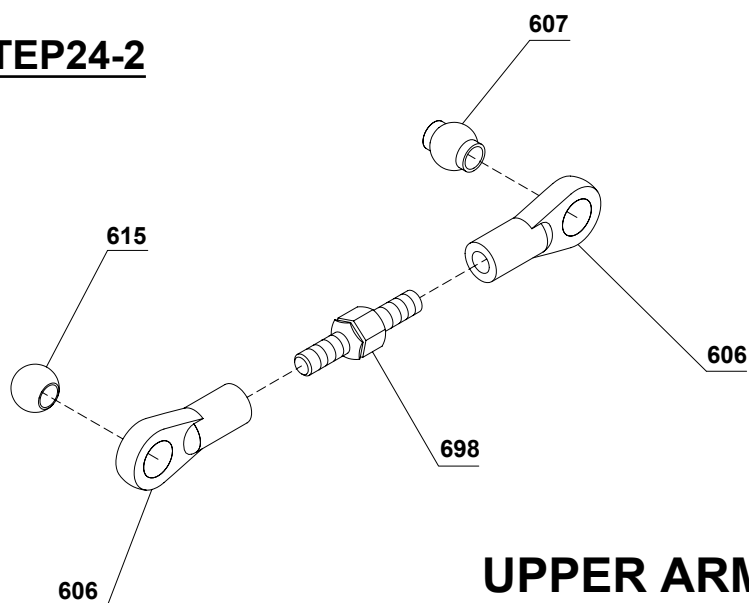
2071--SHOCK SPRING L=23MM

STEP24-1



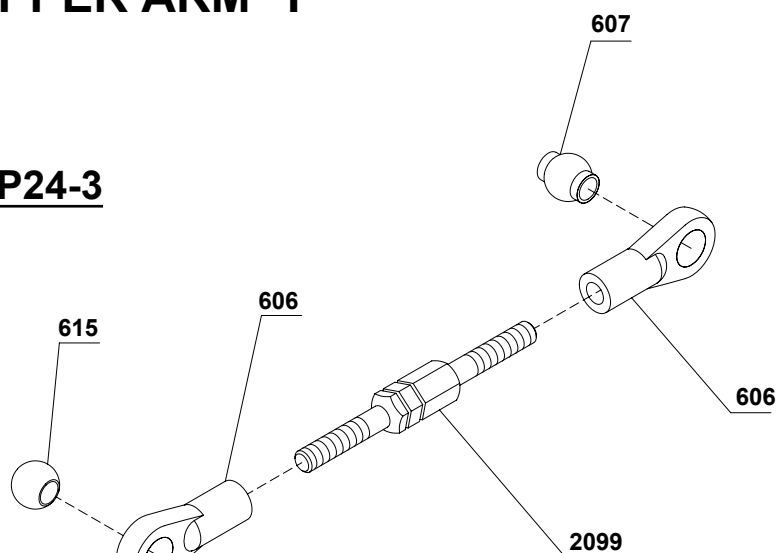
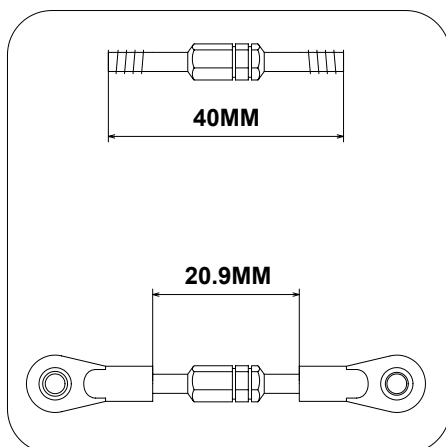
STEERING ROD

STEP24-2



UPPER ARM "F"

STEP24-3



UPPER ARM "R"



25A--BALL BEARING 5x10x4MM



25B--PIN 2x9.8MM



1066--SCREW 3x10MM

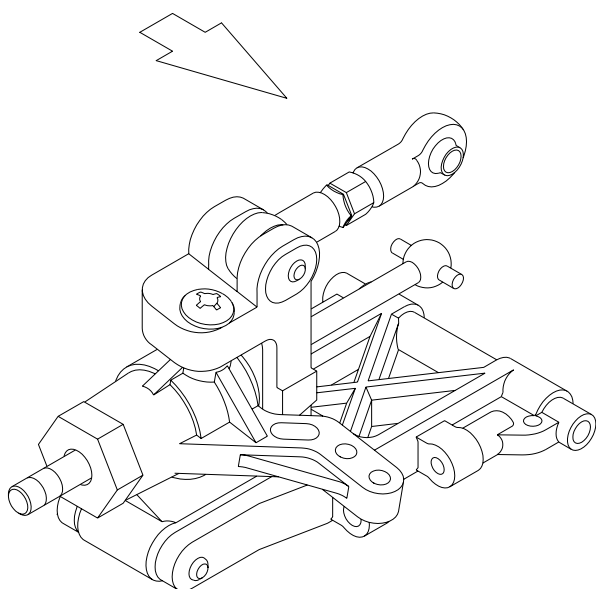
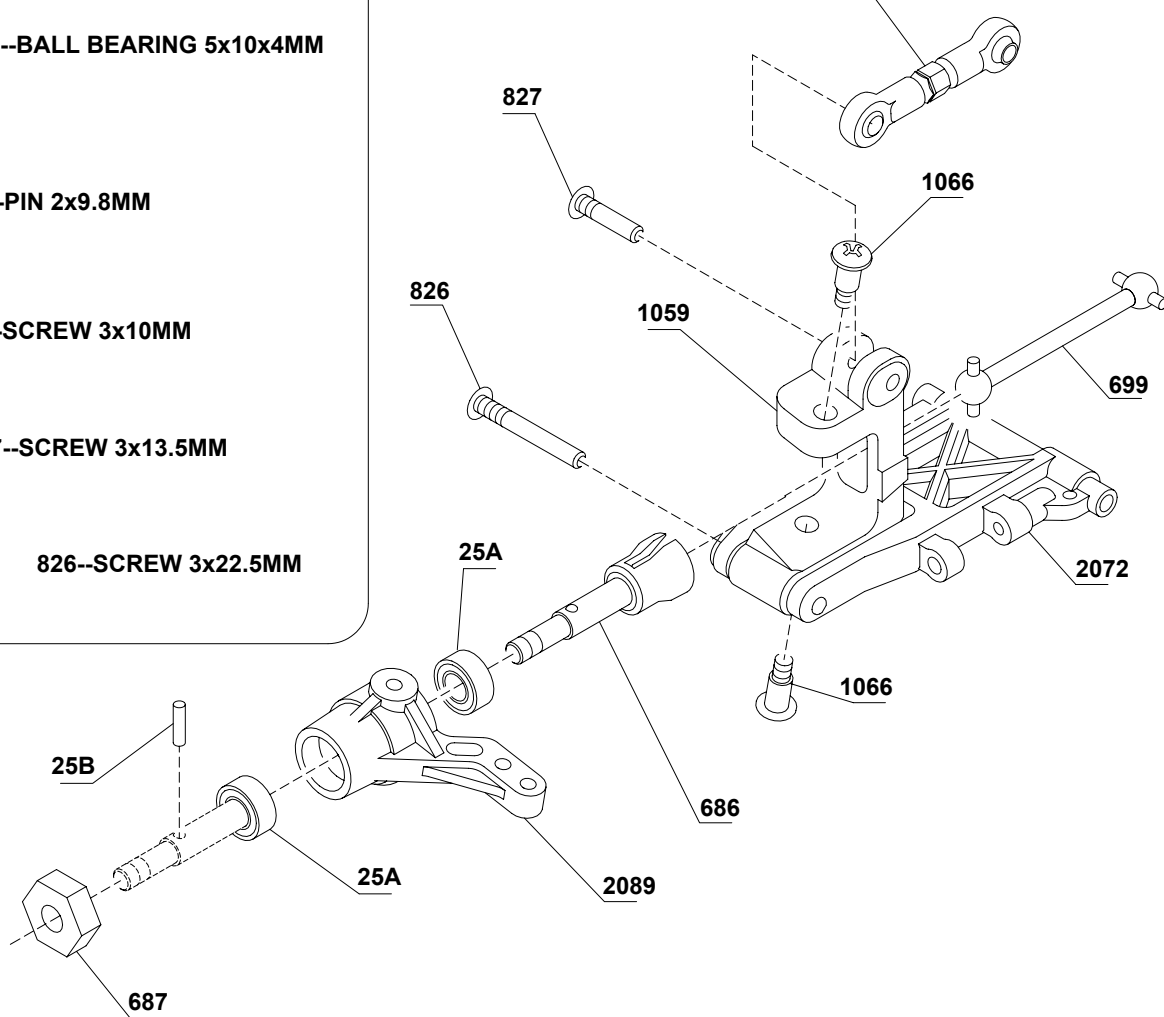


827--SCREW 3x13.5MM

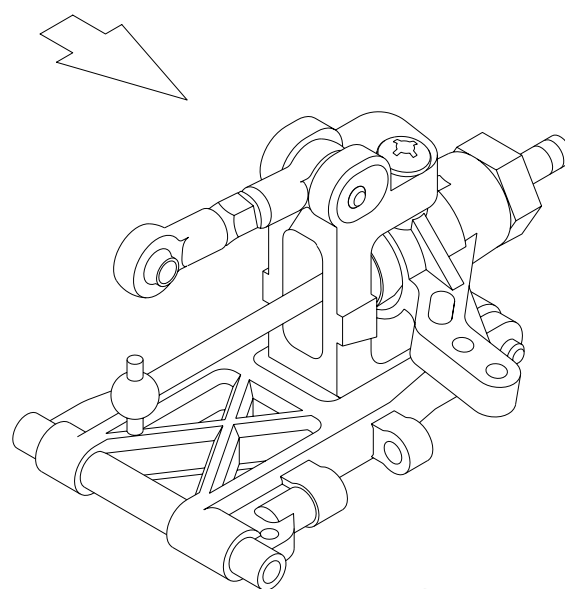


826--SCREW 3x22.5MM

STEP24-2

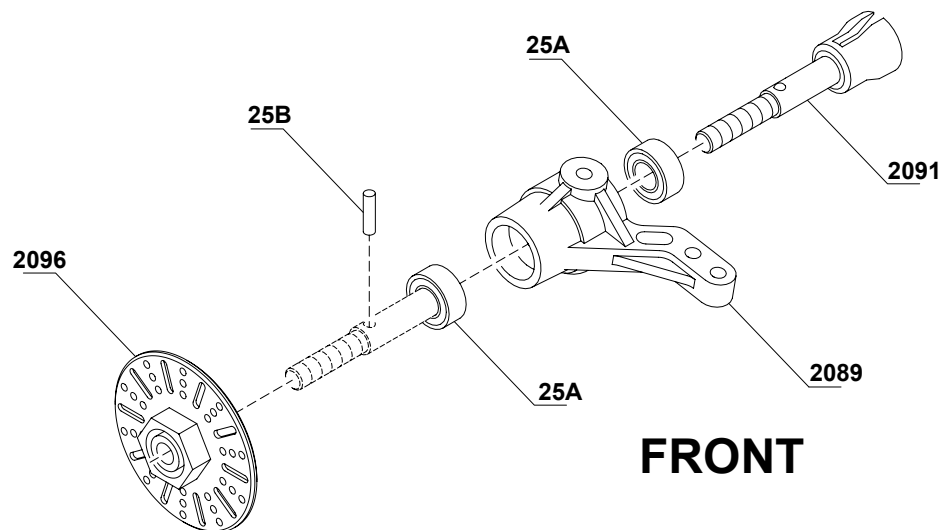


LEFT



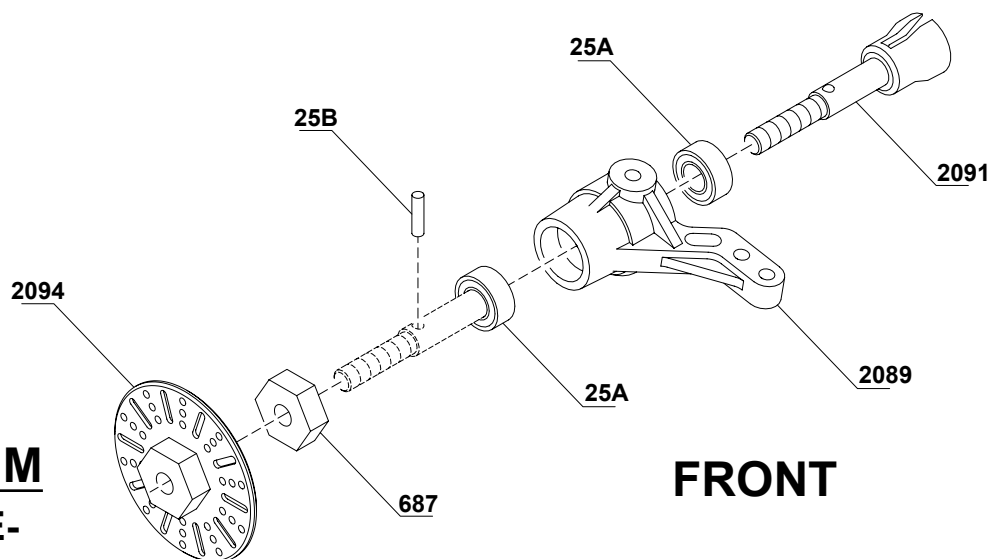
RIGHT

25-1



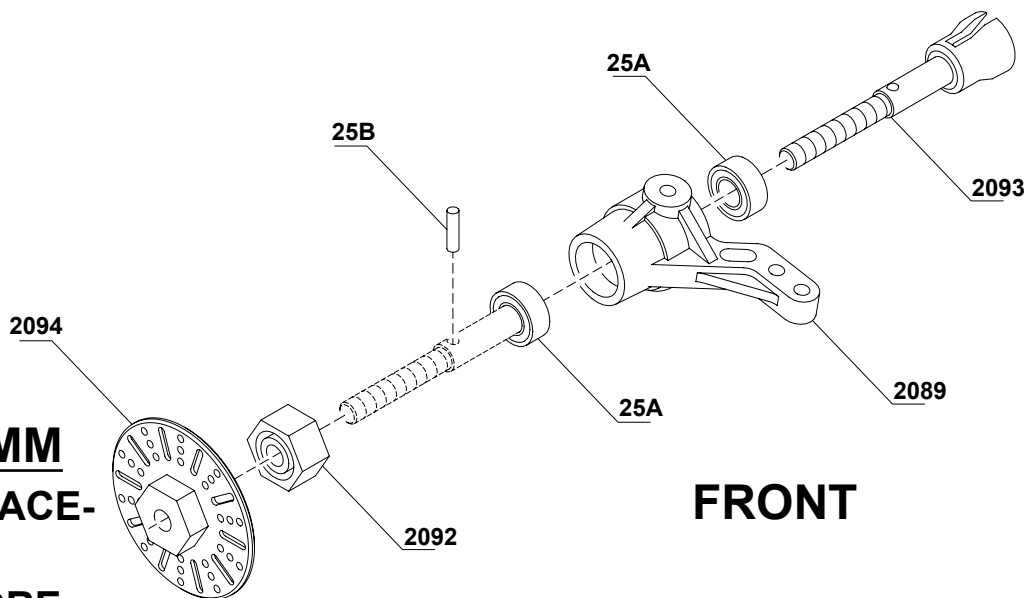
FRONT

FOR 190MM



FRONT

FOR 200MM
FORD RACE-
(JELD WEN,CALTEX)

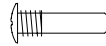


FRONT

FOR 200MM
HOLDEN RACE-
(TOLL,HRT)
COMMODORE



26A--BALL BEARING 5x10x4MM



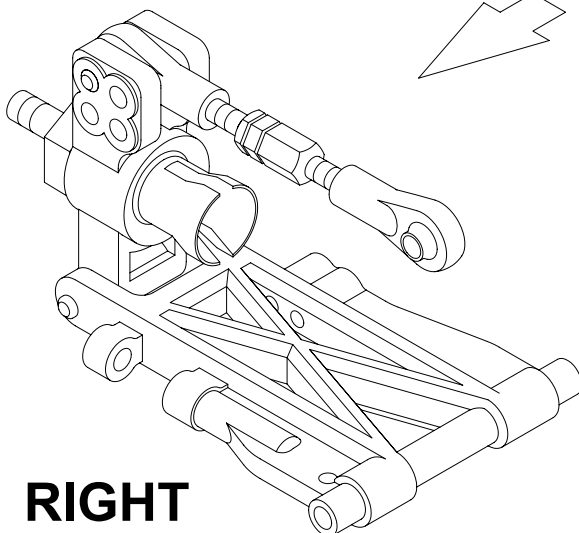
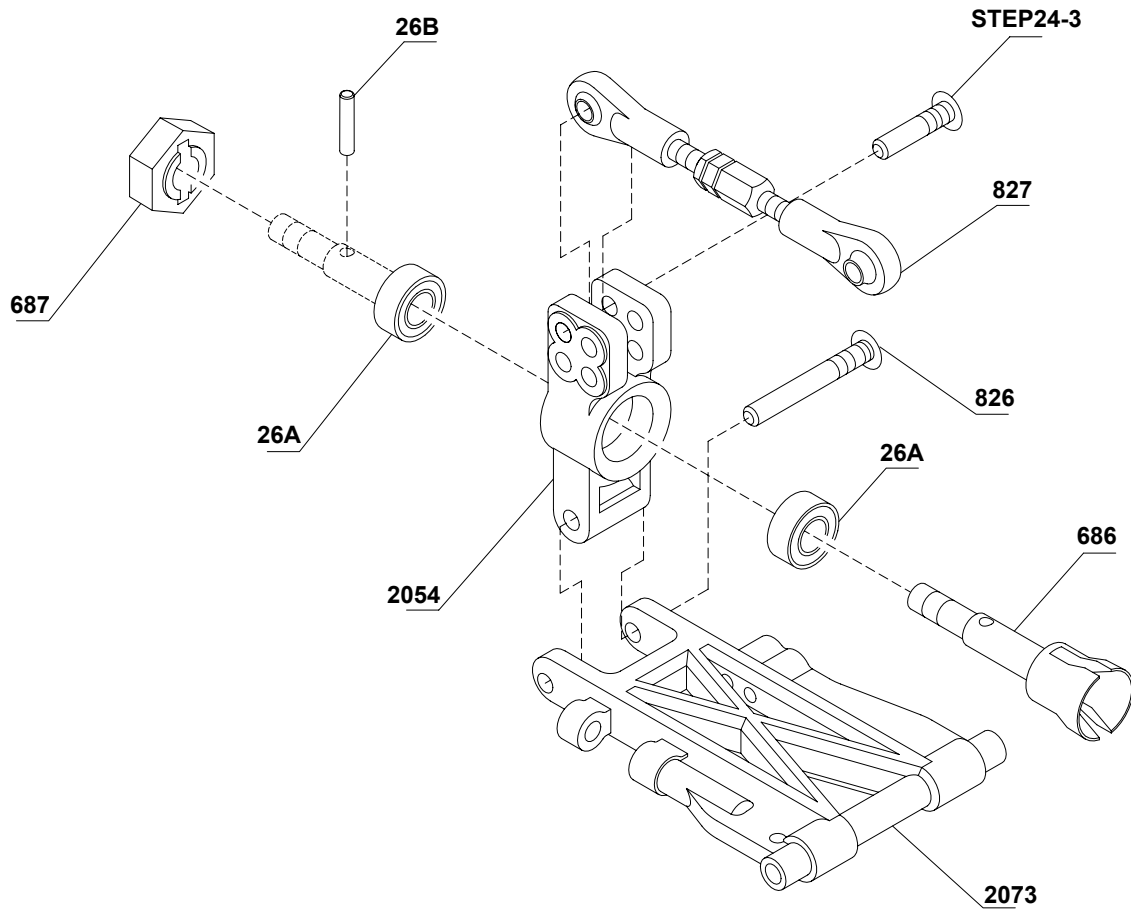
827--SCREW 3x13.5MM



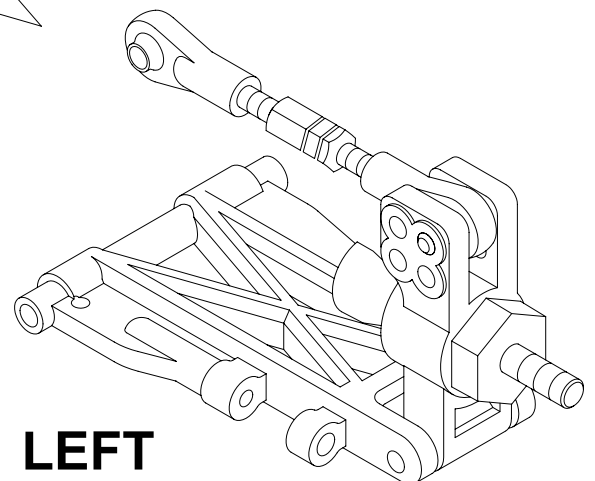
26B--PIN 2x9.8MM



826--SCREW 3x22.5MM

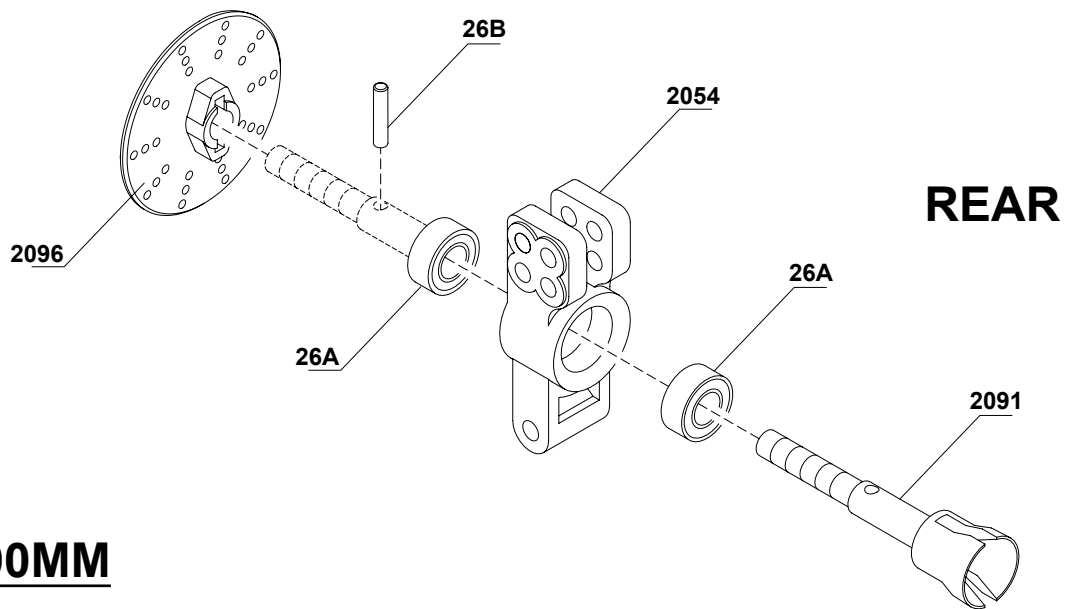


RIGHT

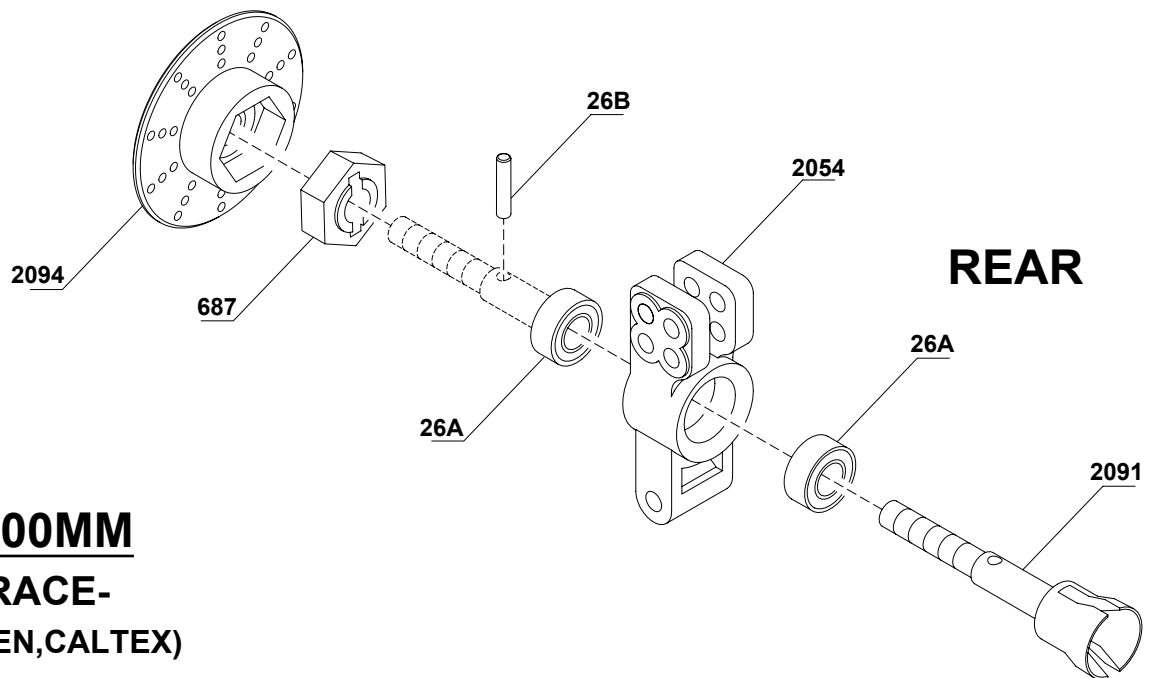


LEFT

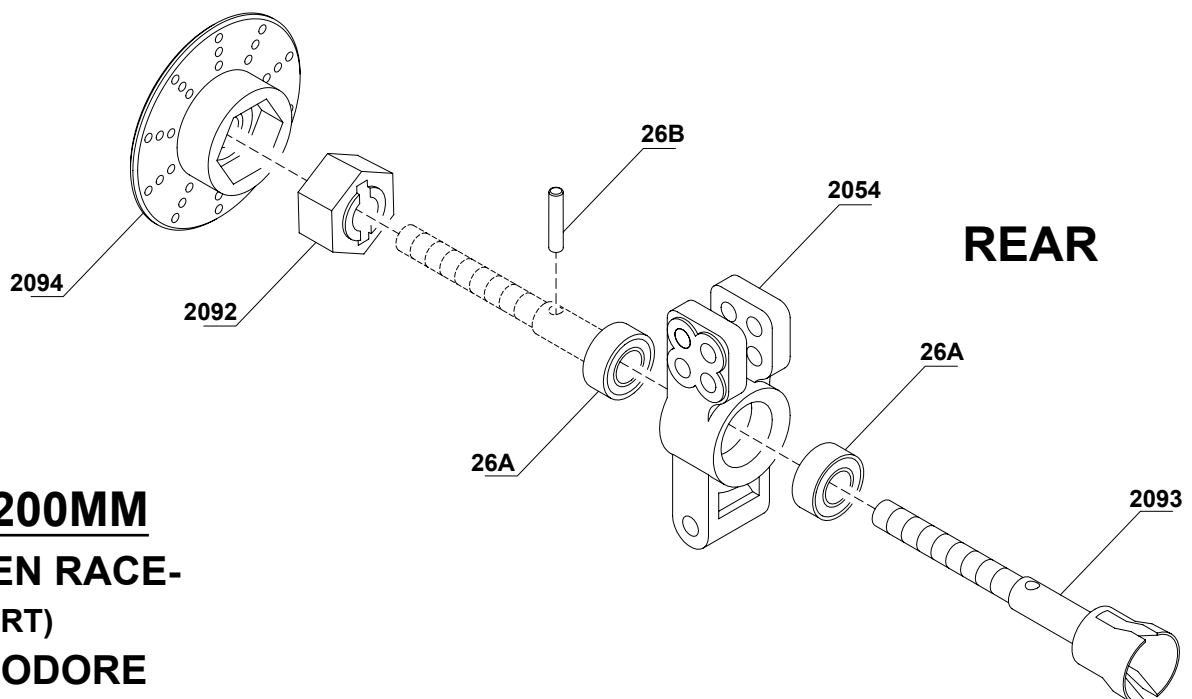
26-1



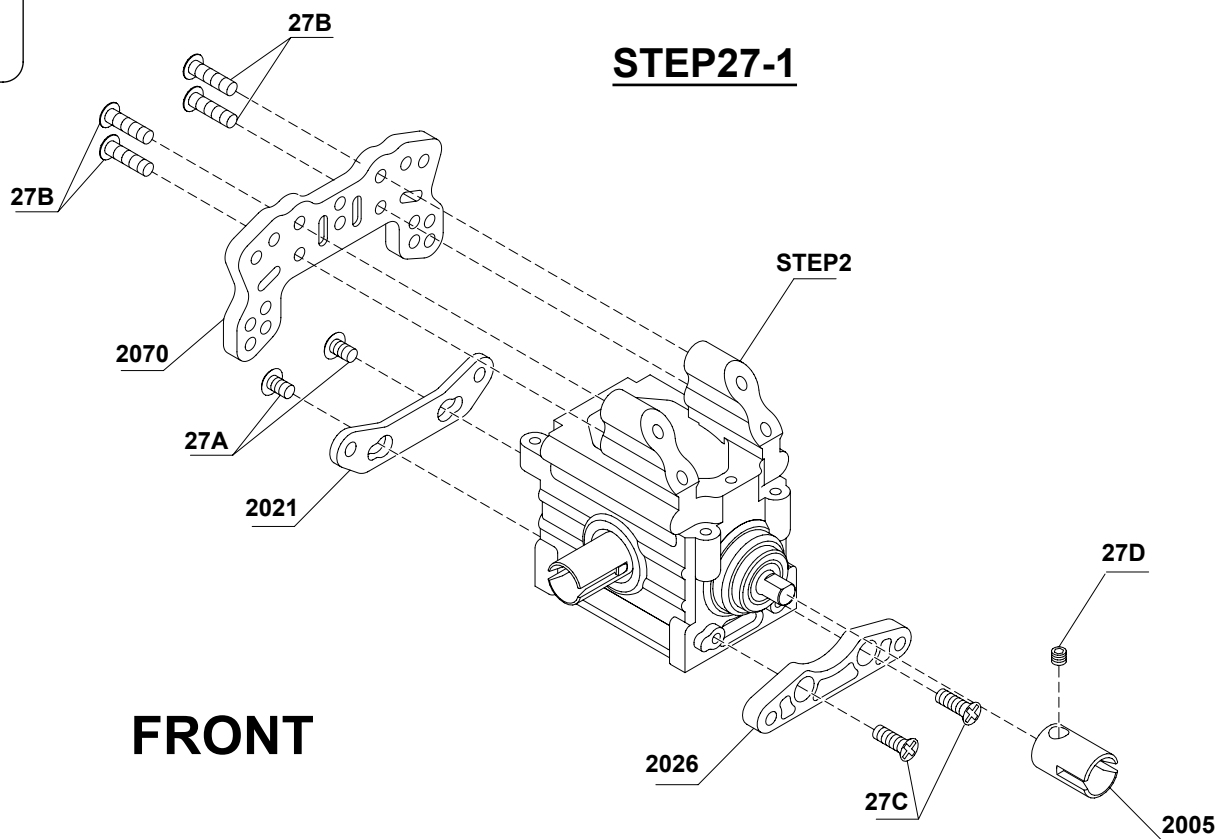
FOR 190MM



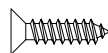
FOR 200MM
FORD RACE-
(JELD WEN,CALTEX)



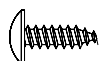
FOR 200MM
HOLDEN RACE-
(TOLL,HRT)
COMMODORE

STEP27-1

27A--TP SCREW 3x6MM



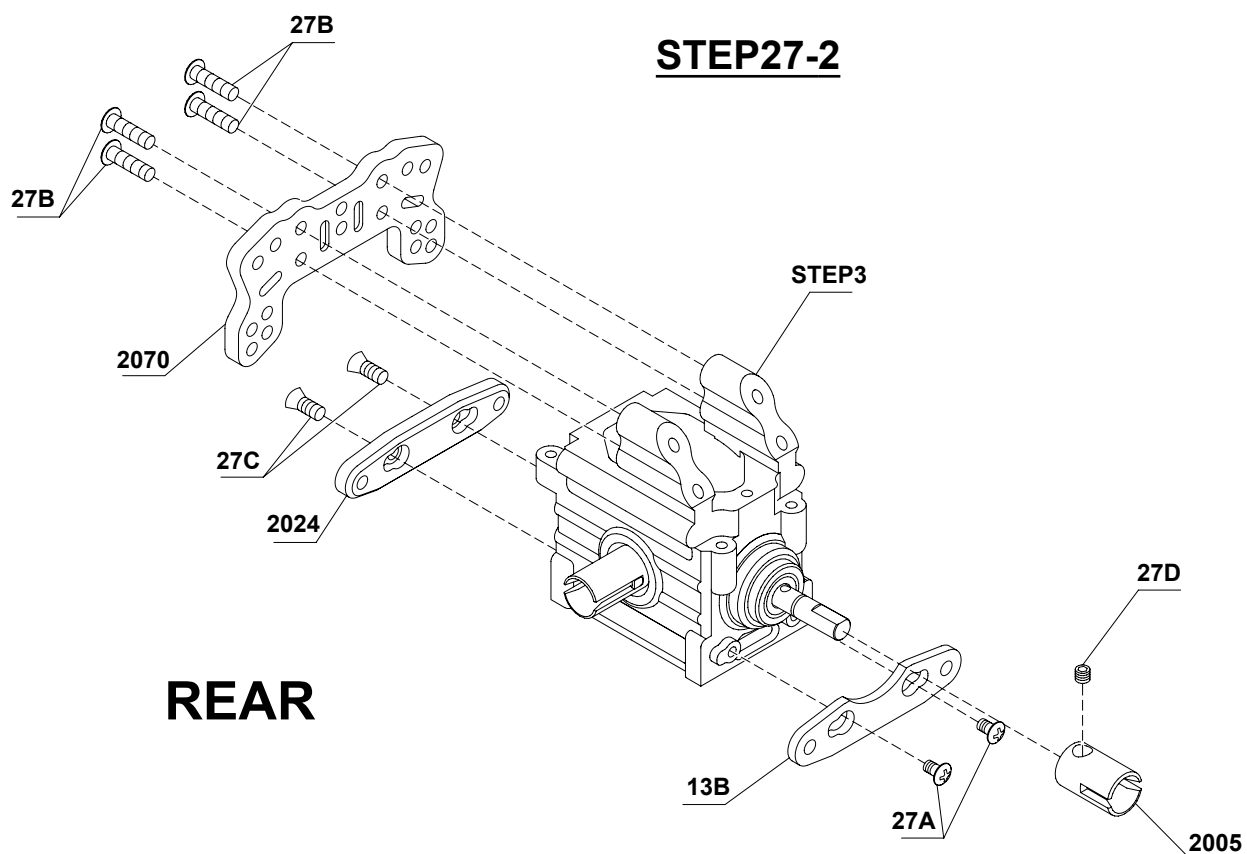
27C--TP F/H SCREW 3x6MM



27B--TP SCREW 3x12MM

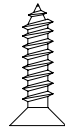


27D--SET SCREW 3x3MM

STEP27-2



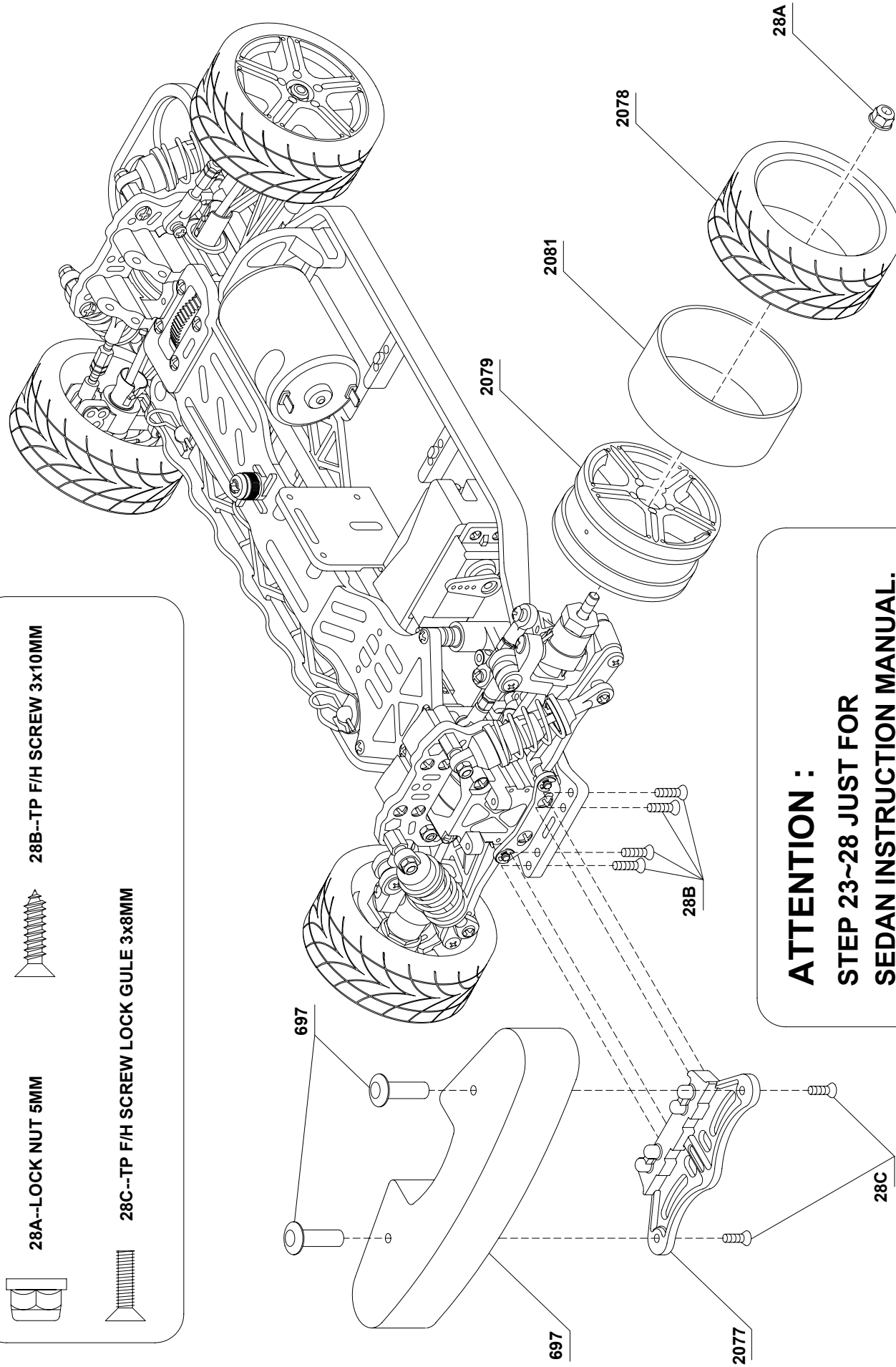
28A--LOCK NUT 5MM



28B--TP F/H SCREW 3x10MM



28C--TP F/H SCREW LOCK GULE 3x8MM



ATTENTION :
STEP 23~28 JUST FOR
SEDAN INSTRUCTION MANUAL.

TRUGGY SPARE PARTS

Gvm Part #	Description	Quantity
CB201GA	TOMAHAWK WHEEL CHROME (2PCS)	1076x2
CB201W	TOMAHAWK WHEEL CHROME (2PCS,WHITE COLOR)	1076x2
CB201Y	TOMAHAWK WHEEL CHROME (2PCS,YELLOW COLOR)	1076x2
CB3601	TOMAHAWK SPIKE TIRES (2PCS)	1077x2
CB3602	TOMAHAWK SPONGE (INNER TIRE,2PCS)	1078x2
EL0181	MOTOR PINION GEAR (18T FOR TRUGGY)	2093x1
EL1323T	SHOCK TOWER FRONT & REAR (FOR TRUGGY)	2090x1
MV1653	BODY SUPPORT 3HOLE	1607x4,1608x4
MV1654	BODY SUPPORT 4HOLE	1650x4,1651x4
V21051L	FRONT & REAR SHAFT (41.8MM,2PCS)	2091x2
V21071L	DRIVER WASHER HEX "L" (4PCS)	2092x4
V2359	CVD UNIVERSAL JOINT (L=105MM,2PCS)	

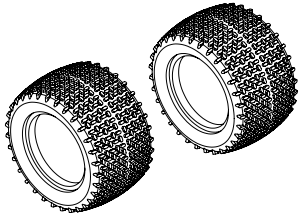
TRUGGY SPARE PARTS

[illegible]

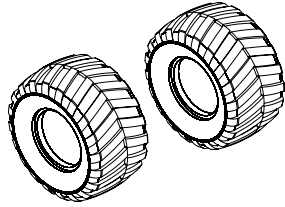
TRUGGY OPTION PARTS

Gvm Part #	Description	Quantity
CB202	SPIKE TIRES FOR TOMAHAWK (2PCS)	
CB360	TOMAHAWK TIRE TYPE "V" (2PCS)	
CB3603	TOMAHAWK TIRE (STRIPE,2PCS)	
TM041	1/10 TIRE FRAME ELECTROPLATE (2PCS)	
TM042	1/10 MT TIRE (2PCS)	

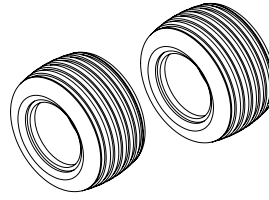
TRUGGY OPTION PARTS



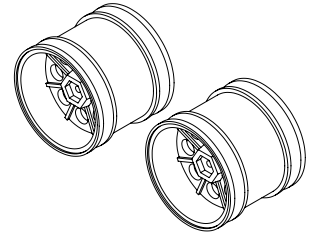
CB202	SPIKE TIRES FOR TOMAHAWK (2PCS)
--------------	------------------------------------



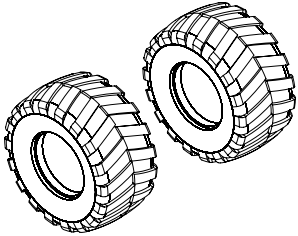
CB360	TOMAHAWK TIRE TYPE "V" (2PCS)
--------------	----------------------------------



CB3603	TOMAHAWK TIRE (STRIPE,2PCS)
---------------	--------------------------------

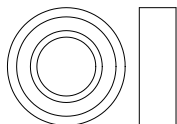


E	TM041	1/10 TIRE FRAME
S)		ELECTROPLATE(2PCS)




TM042	1/10 MT TIRE(2PCS)
-------	-----------------------

[illegible]



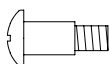
29A--BALL BEARING 5x10x4MM



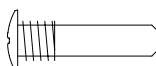
29B--PIN 2x9.8MM



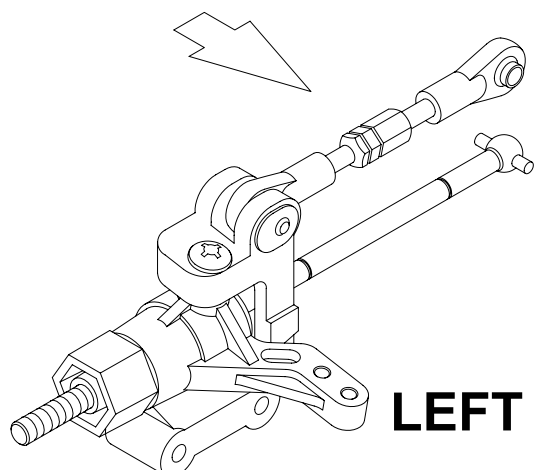
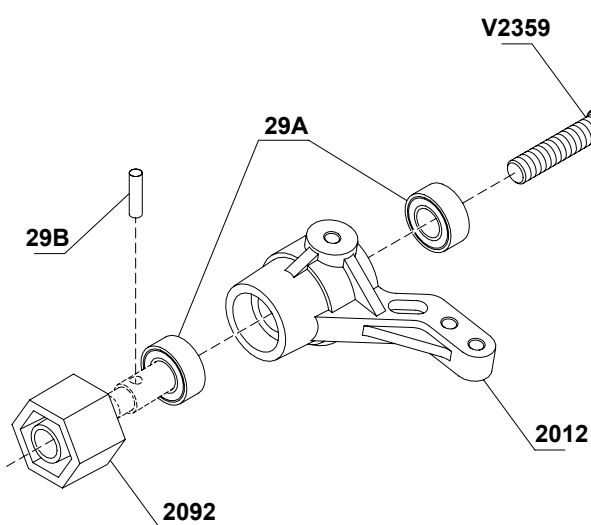
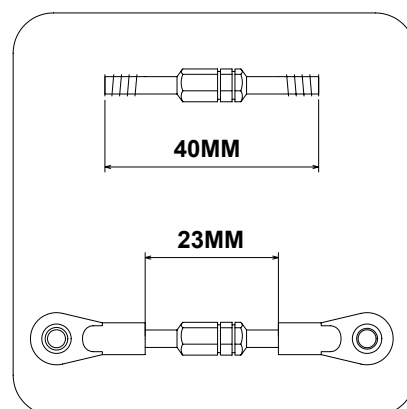
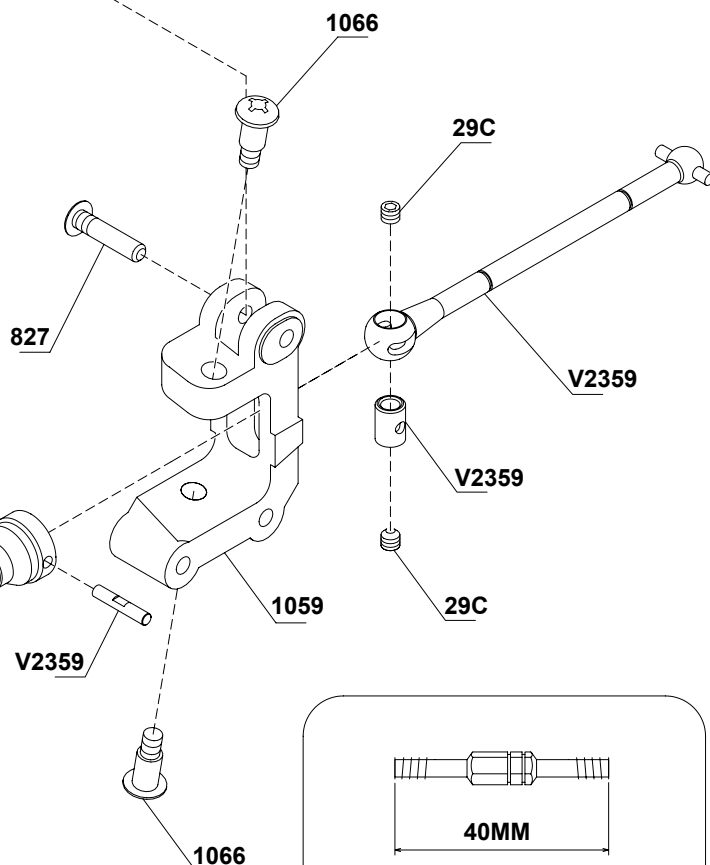
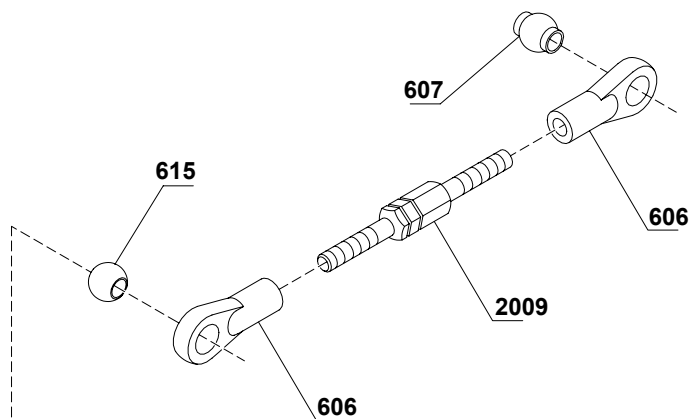
29C--SET SCREW LOCK GLUE 3x2.6MM




1066--SCREW 3x10MM



827--SCREW 3x13.5MM

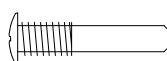
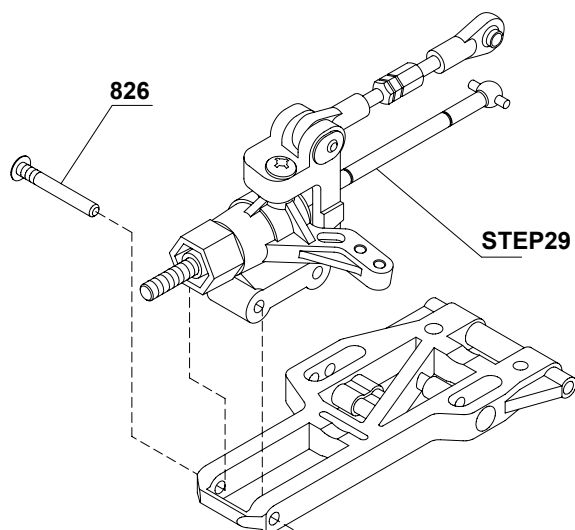


LEFT

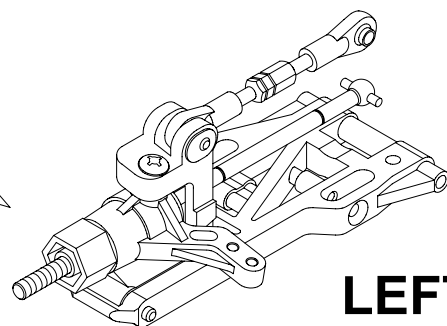


RIGHT

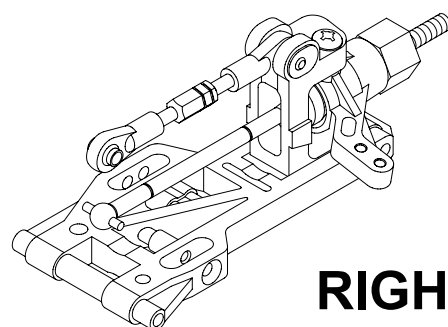
30



826--SCREW 3x22.5MM

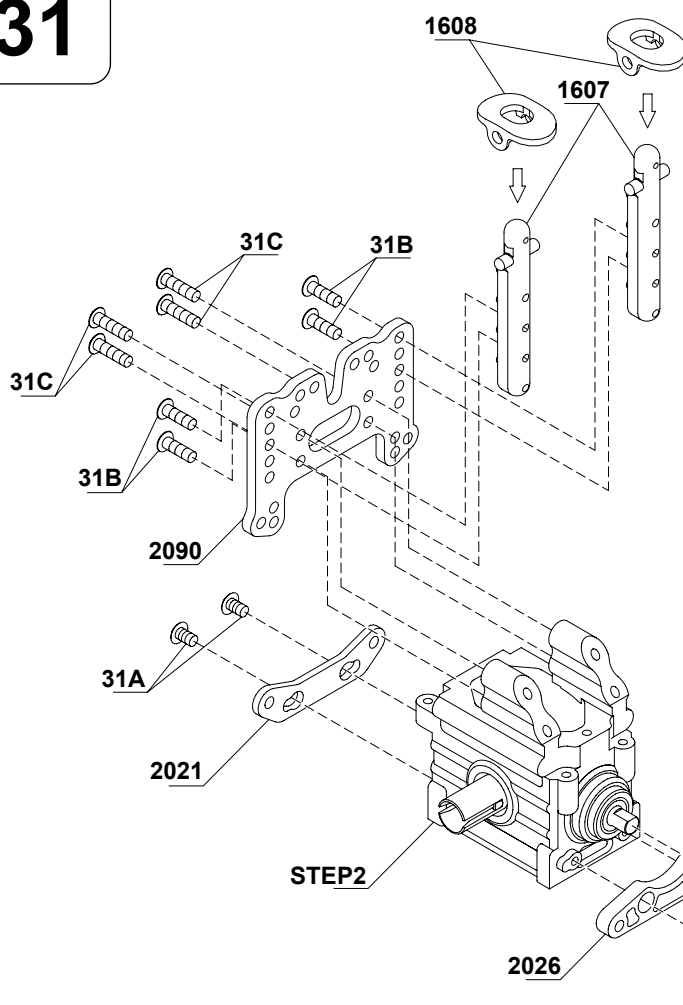


LEFT



RIGHT


31



31A--TP SCREW 3x6MM



31B--TP SCREW 3x10MM



31C--TP SCREW 3x12MM



31D--TP F/H SCREW 3x10MM



31E--SET SCREW 3x3MM

31E

2005

2026

31D

2021

31A

31B

31C

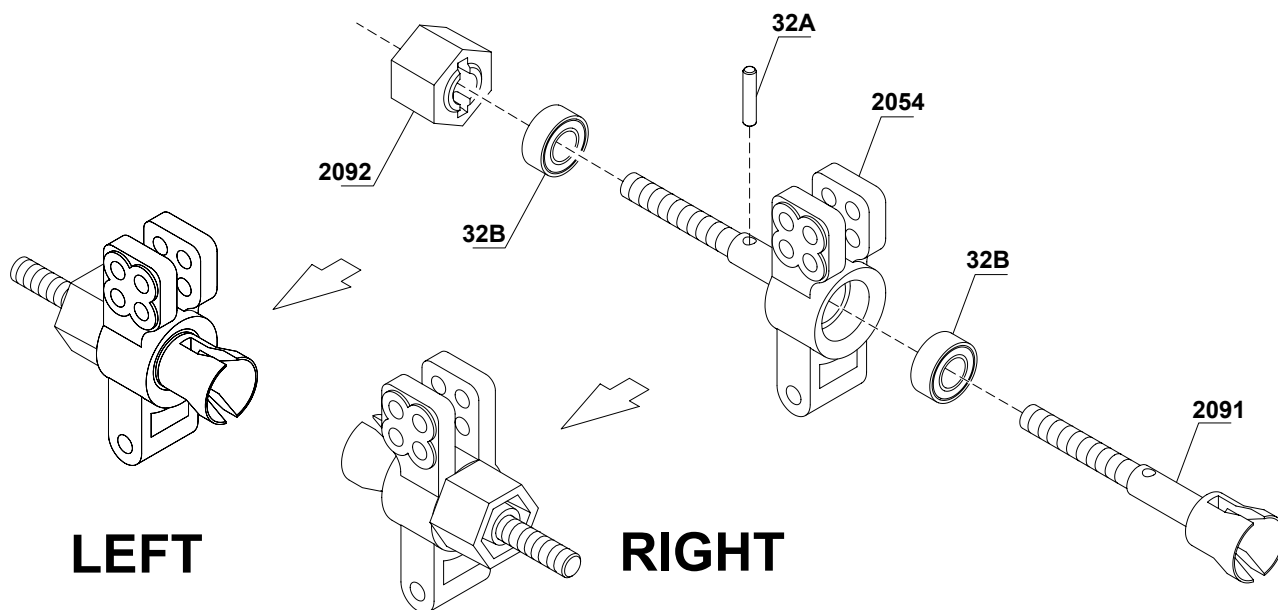
2090

1608

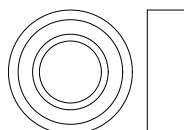
1607

STEP2

32

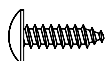
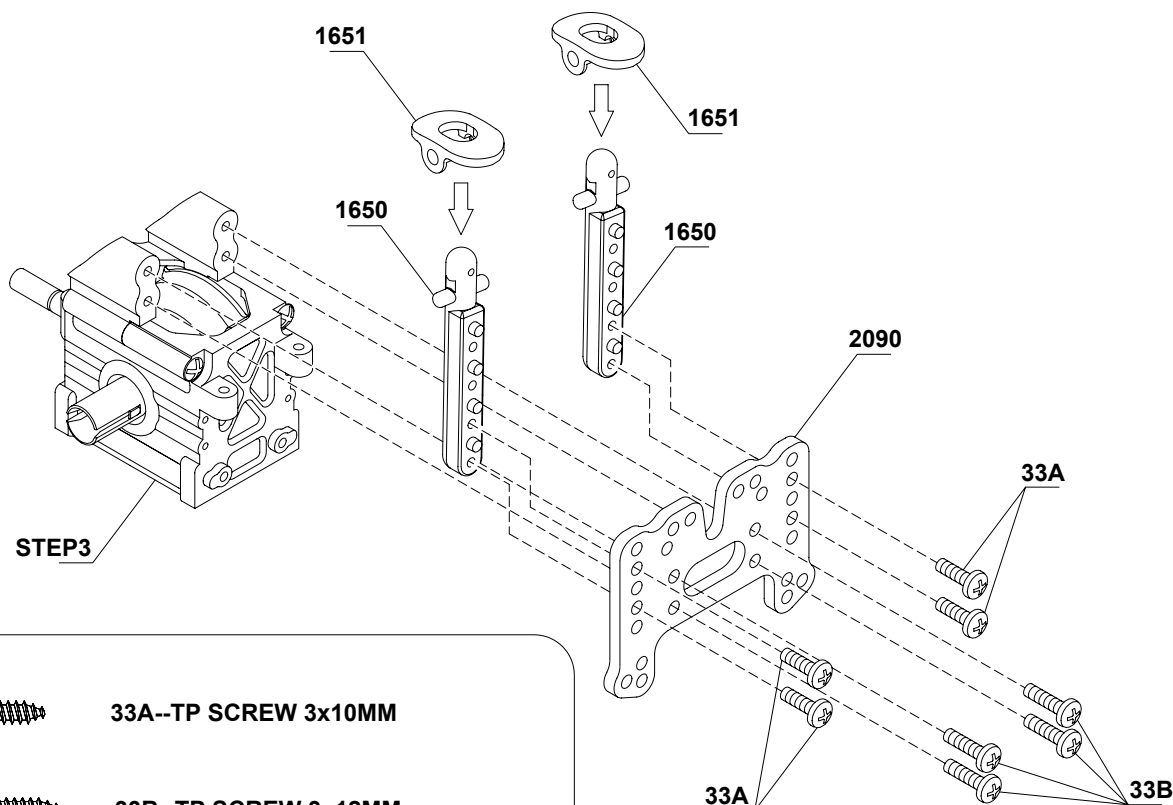


32A--PIN 2x9.8MM



32B--BALL BEARING 5x10x4MM

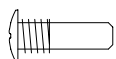
33



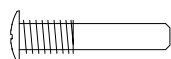
33A--TP SCREW 3x10MM



33B--TP SCREW 3x12MM



827--SCREW 3x13.5MM



826--SCREW 3x22.5MM

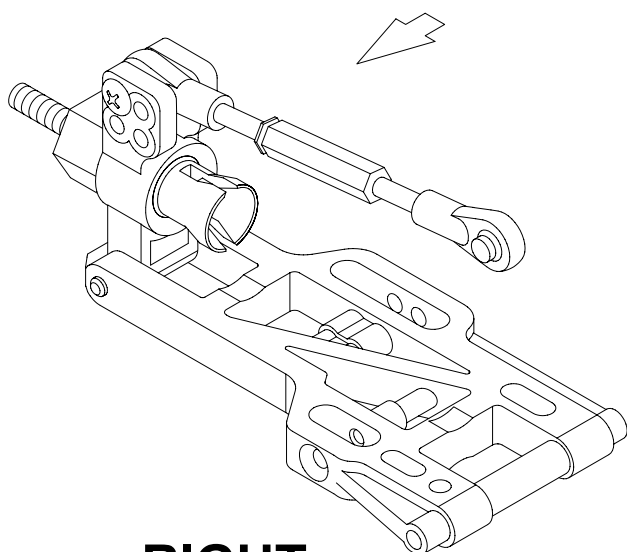
STEP11-1

STEP32

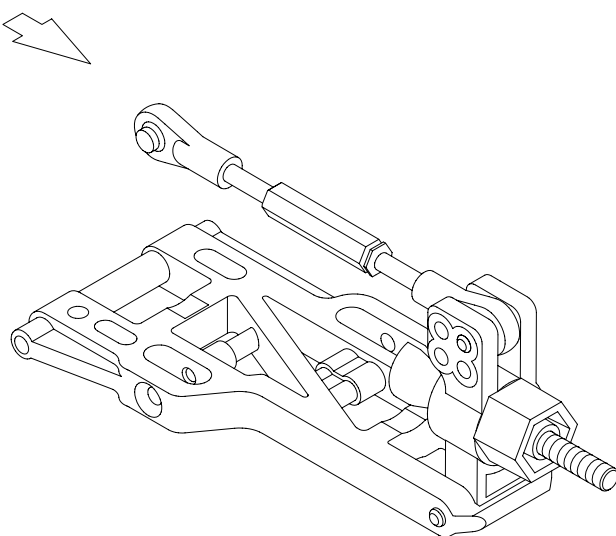
2056

827

826



RIGHT



LEFT

STEP30



35A--LOCK NUT 5MM

1076

1078

35A

STEP34

1077

FRONT

1076

1078

35A

1077

REAR

ATTENTION :

**STEP 29 ~ 35 JUST FOR
TRUGGY INSTRUCTION
MANUAL.**